

District Type:

- School District
- Joint Agreement

ILLINOIS STATE BOARD OF EDUCATION  
School Business Services Division

SCHOOL DISTRICT/JOINT AGREEMENT BUDGET FORM \*  
July 1, 2022 - June 30, 2023

Accounting Basis:

Cash

Balanced budget; no Deficit Reduction Plan is required.

Date of Amended Budget:

\_\_\_\_\_  
(MM/DD/YY)

District Name:

South Holland SD 151

District RCDT No:

07-016-1510-02

**If your FY2022 AFR states that you need to do a deficit reduction plan and your FY2023 budget is balanced, please state the measures you took to have your budget become balanced. (Bckgrnd-Assumpt 25-26)**

Budget of South Holland SD 151, County of Cook,  
State of Illinois, for the Fiscal Year beginning July 1, 2022 and ending June 30, 2023.

WHEREAS the Board of Education of South Holland SD 151,  
County of Cook, State of Illinois, caused to be prepared in tentative form a budget, and the Secretary of this Board has made the same conveniently available to public inspection for at least thirty days prior to final action thereon;

AND WHEREAS a public hearing was held as to such budget on the 12th day of September, 2022, notice of said hearing was given at least thirty days prior thereto as required by law, and all other legal requirements have been complied with;







NOW, THEREFORE, Be it resolved by the Board of Education of said district as follows:

Section 1: That the fiscal year of this school district be and the same hereby is fixed and declared to be beginning July 1, 2022 and ending June 30, 2023.

Section 2: That the following budget containing an estimate of amounts available in each Fund, separately, and expenditures from each be and the same is hereby adopted as the budget of this school district for said fiscal year.

ADOPTION OF BUDGET

The budget shall be approved and signed below by members of the School Board. Adopted this 12th day of September, 2022 by a roll call vote of \_\_\_\_\_ Yeas, and \_\_\_\_\_ Nays, to wit:

** MEMBERS VOTING YEA:	** MEMBERS VOTING NAY:
	
	
	
	
	
	

\* Based on the 23 Illinois Administrative Code-Part 100 and inconformity with Section 17-1 of the School Code.  
 \*\* Type in the members who voted "YEA" nor "NAY". Actual school board member signatures are not required for electronic submission.  
 (1) A certified copy of this document must be filed with the county clerk within 30 days of adoption as required by Section 18-50 of the Property Tax Code (35 ILCS 200/18-50).  
 (2) Districts are required to submit the adopted/amended budget electronically to ISBE within 30 days of adoption or by October 30, whichever comes first. Budgets are submitted to School Finance Report (SFR): <https://sec1.isbe.net/attachmgr/default.aspx>  
 Please type the member signatures before submitting to ISBE. We do not accept PDF copies.

BUDGET SUMMARY

	A	B	C	D	E	F	G	H	I	J	K	L
1	<i>Begin entering data on EstRev 6-11 and EstExp 12-20 tabs.</i>		(10)	(20)	(30)	(40)	(50)	(60)	(70)	(80)	(90)	
2	Description: Enter Whole Numbers Only	Acct #	Educational	Operations & Maintenance	Debt Service	Transportation	Municipal Retirement/ Social Security	Capital Projects	Working Cash	Tort	Fire Prevention & Safety	
3	<b>ESTIMATED BEGINNING FUND BALANCE (without Student Activity Funds)<sup>1</sup> as of July 1, 2022</b>		13,374,442	1,741,231	6,552,172	749,436	461,882	1,236,591	3,152,583	326,936	236,867	
4	<b>RECEIPTS/REVENUES (without Student Activity Funds)</b>											
5	<b>LOCAL SOURCES</b>	1000	10,163,323	1,330,184	1,123,581	936,238	600,446	20,000	146,976	213,767	247,361	
6	<b>FLOW-THROUGH RECEIPTS/REVENUES FROM ONE DISTRICT TO ANOTHER DISTRICT</b>	2000										
7	<b>STATE SOURCES</b>	3000	10,876,399	1,525,000	0	1,822,297	200,000	500,000	0	0	0	
8	<b>FEDERAL SOURCES</b>	4000	6,307,543	0	0	0	0	0	0	0	0	
9	<b>Total Direct Receipts/Revenues<sup>8</sup></b>		27,347,265	2,855,184	1,123,581	2,758,535	800,446	520,000	146,976	213,767	247,361	
10	Receipts/Revenues for "On Behalf" Payments <sup>2</sup>	3998										
11	<b>Total Receipts/Revenues</b>		27,347,265	2,855,184	1,123,581	2,758,535	800,446	520,000	146,976	213,767	247,361	
12	<b>DISBURSEMENTS/EXPENDITURES (without Student Activity Funds)</b>											
13	<b>INSTRUCTION</b>	1000	13,864,653				314,869			0		
14	<b>SUPPORT SERVICES</b>	2000	11,115,263	2,732,641		2,073,769	434,895	1,756,591		216,576	484,228	
15	<b>COMMUNITY SERVICES</b>	3000	80,096	0		0	4,645			0		
16	<b>PAYMENTS TO OTHER DISTRICTS &amp; GOVT UNITS</b>	4000	1,489,937	0	0	0	0	0		0	0	
17	<b>DEBT SERVICES</b>	5000	0	0	1,249,094	0	0			0	0	
18	<b>PROVISION FOR CONTINGENCIES</b>	6000	300,000	0	0	0	0	0		0	0	
19	<b>Total Direct Disbursements/Expenditures<sup>9</sup></b>		26,849,949	2,732,641	1,249,094	2,073,769	754,409	1,756,591		216,576	484,228	
20	Disbursements/Expenditures for "On Behalf" Payments <sup>2</sup>	4180	0	0	0	0	0	0		0	0	
21	<b>Total Disbursements/Expenditures</b>		26,849,949	2,732,641	1,249,094	2,073,769	754,409	1,756,591		216,576	484,228	
22	<b>Excess of Direct Receipts/Revenues Over (Under) Direct Disbursements/Expenditures</b>		497,316	122,543	(125,513)	684,766	46,037	(1,236,591)	146,976	(2,809)	(236,867)	
23	<b>OTHER SOURCES/USES OF FUNDS</b>											
24	<b>OTHER SOURCES OF FUNDS (7000)</b>											
25	<b>PERMANENT TRANSFER FROM VARIOUS FUNDS</b>											
26	Abolishment the Working Cash Fund <sup>16</sup>	7110	270,000									
27	Abatement of the Working Cash Fund <sup>16</sup>	7110										
28	Transfer of Working Cash Fund Interest	7120										
29	Transfer Among Funds	7130										
30	Transfer of Interest	7140										
31	Transfer from Capital Projects Fund to O&M Fund	7150		0								
32	Transfer of Excess Fire Prev & Safety Tax & Interest <sup>3</sup> Proceeds to O&M Fund	7160		0								
33	Transfer of Excess Accumulated Fire Prev & Safety Bond and Int <sup>3a</sup> Proceeds to Debt Service Fund	7170			0							
34	<b>SALE OF BONDS (7200)</b>											
35	Principal on Bonds Sold <sup>4</sup>	7210										
36	Premium on Bonds Sold	7220										
37	Accrued Interest on Bonds Sold	7230										
38	Sale or Compensation for Fixed Assets <sup>5</sup>	7300										
39	Transfer to Debt Service to Pay Principal on GASB 87 Leases	7400			0							
40	Transfer to Debt Service to Pay Interest on GASB 87 Leases	7500			0							
41	Transfer to Debt Service Fund to Pay Principal on Revenue Bonds	7600			0							
42	Transfer to Debt Service Fund to Pay Interest on Revenue Bonds	7700			0							
43	Transfer to Capital Projects Fund	7800						0				
44	ISBE Loan Proceeds	7900										
45	Other Sources Not Classified Elsewhere	7990			500,000							
46	<b>Total Other Sources of Funds<sup>8</sup></b>		270,000	0	500,000	0	0	0	0	0	0	

BUDGET SUMMARY

	A	B	C	D	E	F	G	H	I	J	K	L
1	<i>Begin entering data on EstRev 6-11 and EstExp 12-20 tabs.</i>		(10)	(20)	(30)	(40)	(50)	(60)	(70)	(80)	(90)	
2	Description: Enter Whole Numbers Only	Acct #	Educational	Operations & Maintenance	Debt Service	Transportation	Municipal Retirement/ Social Security	Capital Projects	Working Cash	Tort	Fire Prevention & Safety	
47	<b>OTHER USES OF FUNDS (8000)</b>											
49	<b>TRANSFER TO VARIOUS OTHER FUNDS (8100)</b>											
50	Abolishment or Abatement of the Working Cash Fund <sup>16</sup>	8110							270,000			
51	Transfer of Working Cash Fund Interest	8120							0			
52	Transfer Among Funds	8130										
53	Transfer of Interest <sup>6</sup>	8140										
54	Transfer from Capital Projects Fund to O&M Fund	8150										
55	Transfer of Excess Fire Prev & Safety Tax & Interest <sup>3</sup> Proceeds to O&M Fund	8160										
56	Transfer of Excess Accumulated Fire Prev & Safety Bond <sup>3a</sup> and Int Proceeds to Debt Service Fund	8170										
57	Taxes Pledged to Pay Principal on GASB 87 Leases	8410										
58	Grants/Reimbursements Pledged to Pay Principal on GASB 87 Leases	8420										
59	Other Revenues Pledged to Pay Principal on GASB 87 Leases	8430										
60	Fund Balance Transfers Pledged to Pay Principal on GASB 87 Leases	8440										
61	Taxes Pledged to Pay Interest on GASB 87 Leases	8510										
62	Grants/Reimbursements Pledged to Pay Interest on GASB 87 Leases	8520										
63	Other Revenues Pledged to Pay Interest on GASB 87 Leases	8530										
64	Fund Balance Transfers Pledged to Pay Interest on GASB 87 Leases	8540										
65	Taxes Pledged to Pay Principal on Revenue Bonds	8610										
66	Grants/Reimbursements Pledged to Pay Principal on Revenue Bonds	8620										
67	Other Revenues Pledged to Pay Principal on Revenue Bonds	8630										
68	Fund Balance Transfers Pledged to Pay Principal on Revenue Bonds	8640										
69	Taxes Pledged to Pay Interest on Revenue Bonds	8710										
70	Grants/Reimbursements Pledged to Pay Interest on Revenue Bonds	8720										
71	Other Revenues Pledged to Pay Interest on Revenue Bonds	8730										
72	Fund Balance Transfers Pledged to Pay Interest on Revenue Bonds	8740										
73	Taxes Transferred to Pay for Capital Projects	8810										
74	Grants/Reimbursements Pledged to Pay for Capital Projects	8820										
75	Other Revenues Pledged to Pay for Capital Projects	8830										
76	Fund Balance Transfers Pledged to Pay for Capital Projects	8840										
77	Transfer to Debt Service Fund to Pay Principal on ISBE Loans	8910										
78	Other Uses Not Classified Elsewhere	8990	500,000									
79	<b>Total Other Uses of Funds <sup>9</sup></b>		500,000	0	0	0	0	0	270,000	0	0	
80	<b>Total Other Sources/Uses of Fund</b>		(230,000)	0	500,000	0	0	0	(270,000)	0	0	
81	<b>ESTIMATED ENDING FUND BALANCE (without Student Activity Funds) as of June 30, 2023</b>		13,641,758	1,863,774	6,926,659	1,434,202	507,919	0	3,029,559	324,127	0	
82												
83	<b>Student Activity (Fund 11) ESTIMATED BEGINNING FUND BALANCE as of July 1, 2022</b>		0									
84	<b>RECEIPTS/REVENUES (For Student Activity Funds)</b>											
85	<b>Total Student Activity Direct Receipts/Revenues (Local Sources)</b>	1799	0									
86	<b>DISBURSEMENTS/EXPENDITURES (For Student Activity Funds)</b>											
87	<b>Total Student Activity Direct Disbursements/Expenditures</b>	1999	0									
88	<b>Excess of Direct Receipts/Revenues Over (Under) Direct Disbursements/Expenditures</b>		0									
89	<b>Student Activity ESTIMATED ENDING FUND BALANCE as of June 30, 2023</b>		0									
90												

BUDGET SUMMARY

	A	B	C	D	E	F	G	H	I	J	K	L
1	<i>Begin entering data on EstRev 6-11 and EstExp 12-20 tabs.</i>		(10)	(20)	(30)	(40)	(50)	(60)	(70)	(80)	(90)	
2	Description: Enter Whole Numbers Only	Acct #	Educational	Operations & Maintenance	Debt Service	Transportation	Municipal Retirement/ Social Security	Capital Projects	Working Cash	Tort	Fire Prevention & Safety	
91	Total ESTIMATED BEGINNING FUND BALANCE (All Sources Including Student Activity Funds) as of July 1, 2022		13,374,442	1,741,231	6,552,172	749,436	461,882	1,236,591	3,152,583	326,936	236,867	
92	RECEIPTS/REVENUES (All Sources with Student Activity Funds)											
93	LOCAL SOURCES	1000	10,163,323	1,330,184	1,123,581	936,238	600,446	20,000	146,976	213,767	247,361	
94	FLOW-THROUGH RECEIPTS/REVENUES FROM ONE DISTRICT TO ANOTHER DISTRICT	2000										
95	STATE SOURCES	3000	10,876,399	1,525,000	0	1,822,297	200,000	500,000	0	0	0	
96	FEDERAL SOURCES	4000	6,307,543	0	0	0	0	0	0	0	0	
97	Total Direct Receipts/Revenues <sup>8</sup>		27,347,265	2,855,184	1,123,581	2,758,535	800,446	520,000	146,976	213,767	247,361	
98	Receipts/Revenues for "On Behalf" Payments <sup>2</sup>	3998	0	0	0	0	0	0		0	0	
99	Total Receipts/Revenues		27,347,265	2,855,184	1,123,581	2,758,535	800,446	520,000	146,976	213,767	247,361	
100	DISBURSEMENTS/EXPENDITURES (All Sources with Student Activity Funds)											
101	INSTRUCTION	1000	13,864,653				314,869			0		
102	SUPPORT SERVICES	2000	11,115,263	2,732,641		2,073,769	434,895	1,756,591		216,576	484,228	
103	COMMUNITY SERVICES	3000	80,096	0		0	4,645			0		
104	PAYMENTS TO OTHER DISTRICTS & GOVT UNITS	4000	1,489,937	0	0	0	0	0		0	0	
105	DEBT SERVICES	5000	0	0	1,249,094	0	0			0	0	
106	PROVISION FOR CONTINGENCIES	6000	300,000	0	0	0	0	0		0	0	
107	Total Direct Disbursements/Expenditures <sup>9</sup>		26,849,949	2,732,641	1,249,094	2,073,769	754,409	1,756,591		216,576	484,228	
108	Disbursements/Expenditures for "On Behalf" Payments <sup>2</sup>	4180	0	0	0	0	0	0		0	0	
109	Total Disbursements/Expenditures		26,849,949	2,732,641	1,249,094	2,073,769	754,409	1,756,591		216,576	484,228	
110	Excess of Direct Receipts/Revenues Over (Under) Direct Disbursements/Expenditures		497,316	122,543	(125,513)	684,766	46,037	(1,236,591)	146,976	(2,809)	(236,867)	
111	OTHER SOURCES/USES OF FUNDS											
112	OTHER SOURCES OF FUNDS (7000)											
113	Total Other Sources of Funds <sup>8</sup>		270,000	0	500,000	0	0	0	0	0	0	
114	OTHER USES OF FUNDS (8000)											
116	Total Other Uses of Funds <sup>9</sup>		500,000	0	0	0	0	0	270,000	0	0	
117	Total Other Sources/Uses of Fund		(230,000)	0	500,000	0	0	0	(270,000)	0	0	
118	ESTIMATED ENDING FUND BALANCE (All Sources with Student Activity Funds) as of June 30, 2023		13,641,758	1,863,774	6,926,659	1,434,202	507,919	0	3,029,559	324,127	0	
120	SUMMARY OF EXPENDITURES Without Student Activity Funds (by Major Object)											
121	Description	Acct #	(10) Educational	(20) Operations & Maintenance	(30) Debt Service	(40) Transportation	(50) Municipal Retirement/ Social Security	(60) Capital Projects	(70) Working Cash	(80) Tort	(90) Fire Prevention & Safety	Total By Object
123	Object Name											
124	Salaries	100	14,452,751	344,329		45,102		0		0	0	14,842,182
125	Employee Benefits	200	2,860,501	100,962		508	754,409	0		33,076	0	3,749,456
126	Purchased Services	300	5,795,623	1,303,750	0	2,028,159		0		183,500	0	9,311,032
127	Supplies & Materials	400	1,722,789	446,050		0		0		0	0	2,168,839
128	Capital Outlay	500	171,150	499,000		0		1,756,591		0	484,228	2,910,969
129	Other Objects	600	1,741,435	50	1,249,094	0	0	0		0	0	2,990,579
130	Non-Capitalized Equipment	700	105,700	38,500		0		0		0	0	144,200
131	Termination Benefits	800	0	0		0				0		0
132	Total Expenditures		26,849,949	2,732,641	1,249,094	2,073,769	754,409	1,756,591		216,576	484,228	36,117,257

SUMMARY OF CASH TRANSACTIONS

	A	B	C	D	E	F	G	H	I	J	K
1			(10)	(20)	(30)	(40)	(50)	(60)	(70)	(80)	(90)
2	Description: Enter Whole Numbers Only	Acct #	Educational	Operations & Maintenance	Debt Service	Transportation	Municipal Retirement/ Social Security	Capital Projects	Working Cash	Tort	Fire Prevention & Safety
3	<b>BEGINNING CASH BALANCE ON HAND (without Student Activity Funds)<sup>7</sup> as of July 1, 2022</b>		13,471,073	1,741,231	6,552,172	749,436	461,882	1,236,591	3,152,583	326,936	236,867
4	<b>Total Direct Receipts &amp; Other Sources<sup>8</sup></b>		27,617,265	2,855,184	1,623,581	2,758,535	800,446	520,000	146,976	213,767	247,361
5	<b>OTHER RECEIPTS</b>										
6	Interfund Loans Payable (Loans from Other Funds)	411									
7	Interfund Loans Receivable (Repayment of Loans)	141									
8	Notes and Warrants Payable	433									
9	Other Current Assets	199									
10	<b>Total Other Receipts</b>		0	0	0	0	0	0	0	0	0
11	<b>Total Direct Receipts, Other Sources, &amp; Other Receipts</b>		27,617,265	2,855,184	1,623,581	2,758,535	800,446	520,000	146,976	213,767	247,361
12	<b>Total Amount Available</b>		41,088,338	4,596,415	8,175,753	3,507,971	1,262,328	1,756,591	3,299,559	540,703	484,228
13	<b>Total Direct Disbursements &amp; Other Uses<sup>9</sup></b>		27,349,949	2,732,641	1,249,094	2,073,769	754,409	1,756,591	270,000	216,576	484,228
14	<b>OTHER DISBURSEMENTS</b>										
15	Interfund Loans Receivable (Loans to Other Funds) <sup>10</sup>	141									
16	Interfund Loans Payable (Repayment of Loans)	411									
17	Notes and Warrants Payable	433									
18	Other Current Liabilities	499									
19	<b>Total Other Disbursements</b>		0	0	0	0	0	0	0	0	0
20	<b>Total Direct Disbursements, Other Uses, &amp; Other Disbursements</b>		27,349,949	2,732,641	1,249,094	2,073,769	754,409	1,756,591	270,000	216,576	484,228
21	<b>ENDING CASH BALANCE ON HAND (without Student Activity Funds)<sup>7</sup> as of June 30, 2023</b>		13,738,389	1,863,774	6,926,659	1,434,202	507,919	0	3,029,559	324,127	0
22											
23	<b>Activity Funds BEGINNING CASH BALANCE ON HAND<sup>7</sup> as of July 1, 2022</b>		0								
24	<b>Total Direct Receipts &amp; Other Sources<sup>8</sup></b>		0								
25	<b>Total Amount Available</b>		0								
26	<b>Total Direct Disbursements &amp; Other Uses<sup>9</sup></b>		0								
27	<b>Activity funds ENDING CASH BALANCE ON HAND<sup>7</sup> as of June 30, 2023</b>		0								
28											
29	<b>Total BEGINNING CASH BALANCE ON HAND (with Student Activity Funds)<sup>7</sup> as of July 1, 2022</b>		13,471,073	1,741,231	6,552,172	749,436	461,882	1,236,591	3,152,583	326,936	236,867
30	<b>Total Direct Receipts &amp; Other Sources<sup>8</sup></b>		27,617,265	2,855,184	1,623,581	2,758,535	800,446	520,000	146,976	213,767	247,361
31	<b>Total Other Receipts</b>		0	0	0	0	0	0	0	0	0
32	<b>Total Direct Receipts, Other Sources, &amp; Other Receipts</b>		27,617,265	2,855,184	1,623,581	2,758,535	800,446	520,000	146,976	213,767	247,361
33	<b>Total Amount Available</b>		41,088,338	4,596,415	8,175,753	3,507,971	1,262,328	1,756,591	3,299,559	540,703	484,228
34	<b>Total Direct Disbursements &amp; Other Uses<sup>9</sup></b>		27,349,949	2,732,641	1,249,094	2,073,769	754,409	1,756,591	270,000	216,576	484,228
35	<b>Total Other Disbursements</b>		0	0	0	0	0	0	0	0	0
36	<b>Total Direct Disbursements, Other Uses, &amp; Other Disbursements</b>		27,349,949	2,732,641	1,249,094	2,073,769	754,409	1,756,591	270,000	216,576	484,228
37	<b>Total ENDING CASH BALANCE ON HAND (with Student Activity Funds)<sup>7</sup> as of June 30, 2023</b>		13,738,389	1,863,774	6,926,659	1,434,202	507,919	0	3,029,559	324,127	0

	B	C	D	E	F	G	H	I	J	K	L
1			(10)	(20)	(30)	(40)	(50)	(60)	(70)	(80)	(90)
2	Description: Enter Whole Numbers Only	Acct #	Educational	Operations & Maintenance	Debt Service	Transportation	Municipal Retirement/ Social Security	Capital Projects	Working Cash	Tort	Fire Prevention & Safety
3	<b>RECEIPTS/REVENUES FROM LOCAL SOURCES (1000)</b>										
4	<b>AD VALOREM TAXES LEVIED BY LOCAL EDUCATION AGENCY</b>	<b>1100</b>									
5	Designated Purposes Levies <sup>11 (11110-1120)</sup>	-	7,676,041	1,322,434	1,073,581	926,738	283,028		121,976	211,767	245,861
6	Leasing Purposes Levy <sup>12</sup>	1130	245,949								
7	Special Education Purposes Levy	1140	980,797								
8	FICA and Medicare Only Levies	1150					273,018				
9	Area Vocational Construction Purposes Levy	1160									
10	Summer School Purposes Levy	1170									
11	Other Tax Levies (Describe & Itemize)	1190									
12	<b>Total Ad Valorem Taxes Levied by District</b>		<b>8,902,787</b>	<b>1,322,434</b>	<b>1,073,581</b>	<b>926,738</b>	<b>556,046</b>	<b>0</b>	<b>121,976</b>	<b>211,767</b>	<b>245,861</b>
13	<b>PAYMENTS IN LIEU OF TAXES</b>	<b>1200</b>									
14	Mobile Home Privilege Tax	1210									
15	Payments from Local Housing Authority	1220									
16	Corporate Personal Property Replacement Taxes <sup>13</sup>	1230	1,105,236				40,000				
17	Other Payments in Lieu of Taxes (Describe & Itemize)	1290									
18	<b>Total Payments in Lieu of Taxes</b>		<b>1,105,236</b>	<b>0</b>	<b>0</b>	<b>0</b>	<b>40,000</b>	<b>0</b>	<b>0</b>	<b>0</b>	<b>0</b>
19	<b>TUITION</b>	<b>1300</b>									
20	Regular Tuition from Pupils or Parents (In State)	1311									
21	Regular Tuition from Other Districts (In State)	1312									
22	Regular Tuition from Other Sources (In State)	1313									
23	Regular Tuition from Other Sources (Out of State)	1314									
24	Summer School Tuition from Pupils or Parents (In State)	1321									
25	Summer School Tuition from Other Districts (In State)	1322									
26	Summer School Tuition from Other Sources (In State)	1323									
27	Summer School Tuition from Other Sources (Out of State)	1324									
28	CTE Tuition from Pupils or Parents (In State)	1331									
29	CTE Tuition from Other Districts (In State)	1332									
30	CTE Tuition from Other Sources (In State)	1333									
31	CTE Tuition from Other Sources (Out of State)	1334									
32	Special Education Tuition from Pupils or Parents (In State)	1341									
33	Special Education Tuition from Other Districts (In State)	1342									
34	Special Education Tuition from Other Sources (In State)	1343									
35	Special Education Tuition from Other Sources (Out of State)	1344									
36	Adult Tuition from Pupils or Parents (In State)	1351									
37	Adult Tuition from Other Districts (In State)	1352									
38	Adult Tuition from Other Sources (In State)	1353									
39	Adult Tuition from Other Sources (Out of State)	1354									
40	<b>Total Tuition</b>		<b>0</b>								
41	<b>TRANSPORTATION FEES</b>	<b>1400</b>									
42	Regular Transportation Fees from Pupils or Parents (In State)	1411									
43	Regular Transportation Fees from Other Districts (In State)	1412									
44	Regular Transportation Fees from Other Sources (In State)	1413									
45	Regular Transportation Fees from Co-curricular Activities (In State)	1415									
46	Regular Transportation Fees from Other Sources (Out of State)	1416									
47	Summer School Transportation Fees from Pupils or Parents (In State)	1421									
48	Summer School Transportation Fees from Other Districts (In State)	1422									
49	Summer School Transportation Fees from Other Sources (In State)	1423									
50	Summer School Transportation Fees from Other Sources (Out of State)	1424									
51	CTE Transportation Fees from Pupils or Parents (In State)	1431									
52	CTE Transportation Fees from Other Districts (In State)	1432									
53	CTE Transportation Fees from Other Sources (In State)	1433									
54	CTE Transportation Fees from Other Sources (Out of State)	1434									

	B	C	D	E	F	G	H	I	J	K	L
1			(10)	(20)	(30)	(40)	(50)	(60)	(70)	(80)	(90)
2	Description: Enter Whole Numbers Only	Acct #	Educational	Operations & Maintenance	Debt Service	Transportation	Municipal Retirement/ Social Security	Capital Projects	Working Cash	Tort	Fire Prevention & Safety
55	Special Education Transportation Fees from Pupils or Parents (In State)	1441									
56	Special Education Transportation Fees from Other Districts (In State)	1442									
57	Special Education Transportation Fees from Other Sources (In State)	1443									
58	Special Education Transportation Fees from Other Sources (Out of State)	1444									
59	Adult Transportation Fees from Pupils or Parents (In State)	1451									
60	Adult Transportation Fees from Other Districts (In State)	1452									
61	Adult Transportation Fees from Other Sources (In State)	1453									
62	Adult Transportation Fees from Other Sources (Out of State)	1454									
63	<b>Total Transportation Fees</b>					0					
64	<b>EARNINGS ON INVESTMENTS</b>	<b>1500</b>									
65	Interest on Investments	1510	97,100	7,750	50,000	9,500	4,400	20,000	25,000	2,000	1,500
66	Gain or Loss on Sale of Investments	1520									
67	<b>Total Earnings on Investments</b>		97,100	7,750	50,000	9,500	4,400	20,000	25,000	2,000	1,500
68	<b>FOOD SERVICE</b>	<b>1600</b>									
69	Sales to Pupils - Lunch	1611									
70	Sales to Pupils - Breakfast	1612									
71	Sales to Pupils - A la Carte	1613									
72	Sales to Pupils - Other (Describe & Itemize)	1614									
73	Sales to Adults	1620									
74	Other Food Service (Describe & Itemize)	1690									
75	<b>Total Food Service</b>		0								
76	<b>DISTRICT/SCHOOL ACTIVITY INCOME</b>	<b>1700</b>									
77	Admissions - Athletic	1711									
78	Admissions - Other	1719									
79	Fees	1720									
80	Book Store Sales	1730									
81	Other District/School Activity Revenue (Describe & Itemize)	1790	18,200								
82	Student Activity Fund Revenues	1799									
83	<b>Total District/School Activity Income (without Student Activity Funds 1799)</b>		18,200	0							
84	<b>Total District/School Activity Income (with Student Activity Funds 1799)</b>		18,200								
85	<b>TEXTBOOK INCOME</b>	<b>1800</b>									
86	Textbook Rentals - Regular Textbooks	1811									
87	Textbook Rentals - Summer School Textbooks	1812									
88	Textbook Rentals - Adult/Continuing Education Textbooks	1813									
89	Textbook Rentals - Other (Describe & Itemize)	1819									
90	Textbook Sales - Regular Textbooks	1821									
91	Textbook Sales - Summer School	1822									
92	Textbook Sales - Adult/Continuing Education	1823									
93	Textbook Sales - Other (Describe & Itemize)	1829									
94	Other Textbook Income (Describe & Itemize)	1890									
95	<b>Total Textbooks</b>		0								

	B	C	D	E	F	G	H	I	J	K	L
1			(10)	(20)	(30)	(40)	(50)	(60)	(70)	(80)	(90)
2	Description: Enter Whole Numbers Only	Acct #	Educational	Operations & Maintenance	Debt Service	Transportation	Municipal Retirement/ Social Security	Capital Projects	Working Cash	Tort	Fire Prevention & Safety
96	<b>OTHER REVENUE FROM LOCAL SOURCES</b>	<b>1900</b>									
97	Rentals	1910									
98	Contributions and Donations from Private Sources	1920	25,000								
99	Impact Fees from Municipal or County Governments	1930									
100	Services Provided Other Districts	1940									
101	Refund of Prior Years' Expenditures	1950									
102	Payments of Surplus Moneys from TIF Districts	1960									
103	Drivers' Education Fees	1970									
104	Proceeds from Vendors' Contracts	1980									
105	School Facility Occupation Tax Proceeds	1983									
106	Payment from Other Districts	1991									
107	Sale of Vocational Projects	1992									
108	Other Local Fees (Describe & Itemize)	1993									
109	Other Local Revenues (Describe & Itemize)	1999	15,000								
110	<b>Total Other Revenue from Local Sources</b>		40,000	0	0	0	0	0	0	0	0
111	<b>Total Receipts/Revenues from Local Sources (without Student Activity Funds 1799)</b>	<b>1000</b>	10,163,323	1,330,184	1,123,581	936,238	600,446	20,000	146,976	213,767	247,361
112	<b>Total Receipts/Revenues from Local Sources (with Student Activity Funds 1799)</b>		10,163,323								
113	<b>FLOW-THROUGH RECEIPTS/REVENUES FROM ONE DISTRICT TO ANOTHER DISTRICT (2000)</b>										
114	Flow-Through Revenue from State Sources	2100									
115	Flow-Through Revenue from Federal Sources	2200									
116	Other Flow-Through Revenue (Describe & Itemize)	2300									
117	<b>Total Flow-Through Receipts/Revenues From One District to Another District</b>	<b>2000</b>	0	0		0	0				
118	<b>RECEIPTS/REVENUES FROM STATE SOURCES (3000)</b>										
119	<b>UNRESTRICTED GRANTS-IN-AID (3001-3099)</b>										
120	Evidence Based Funding Formula (Section 18-8.15)	3001	10,313,810	1,525,000		500,000	200,000	500,000			
121	Reorganization Incentives (Accounts 3005-3021)	3005									
122	Fast Growth District Grants	3030									
123	Other Unrestricted Grants-In-Aid From State Sources (Describe & Itemize)	3099									
124	<b>Total Unrestricted Grants-In-Aid</b>		10,313,810	1,525,000	0	500,000	200,000	500,000		0	0
125	<b>RESTRICTED GRANTS-IN-AID (3100-3900)</b>										
126	<b>SPECIAL EDUCATION</b>										
127	Special Education - Private Facility Tuition	3100	78,115								
128	Special Education - Funding for Children Requiring Sp Ed Services	3105									
129	Special Education - Personnel	3110									
130	Special Education - Orphanage - Individual	3120	16,524								
131	Special Education - Orphanage - Summer Individual	3130									
132	Special Education - Summer School	3145									
133	Special Education - Other (Describe & Itemize)	3199									
134	<b>Total Special Education</b>		94,639	0		0					
135	<b>CAREER AND TECHNICAL EDUCATION (CTE)</b>										
136	CTE - Technical Education - Tech Prep	3200									
137	CTE - Secondary Program Improvement (CTEI)	3220									
138	CTE - WECEP	3225									
139	CTE - Agriculture Education	3235									
140	CTE - Instructor Practicum	3240									
141	CTE - Student Organizations	3270									
142	CTE - Other (Describe & Itemize)	3299	1,500								
143	<b>Total Career and Technical Education</b>		1,500	0			0				



1	B	C	D	E	F	G	H	I	J	K	L
2	Description: Enter Whole Numbers Only	Acct #	(10) Educational	(20) Operations & Maintenance	(30) Debt Service	(40) Transportation	(50) Municipal Retirement/ Social Security	(60) Capital Projects	(70) Working Cash	(80) Tort	(90) Fire Prevention & Safety
144	<b>BILINGUAL EDUCATION</b>										
145	Bilingual Education - Downstate - TPI and TBE	3305									
146	Bilingual Education - Downstate - Transitional Bilingual Education	3310									
147	<b>Total Bilingual Education</b>		0				0				
148	State Free Lunch & Breakfast	3360	9,679								
149	School Breakfast Initiative	3365									
150	Driver Education	3370									
151	Adult Education (from ICCB)	3410									
152	Adult Education - Other (Describe & Itemize)	3499									
153	<b>TRANSPORTATION</b>										
154	Transportation - Regular and Vocational	3500				843,758					
155	Transportation - Special Education	3510				478,539					
156	Transportation - Other (Describe & Itemize)	3599									
157	<b>Total Transportation</b>		0	0		1,322,297	0				
158	Learning Improvement - Change Grants	3610									
159	Scientific Literacy	3660									
160	Truant Alternative/Optional Education	3695									
161	Early Childhood - Block Grant	3705	345,271								
162	Chicago General Education Block Grant	3766									
163	Chicago Educational Services Block Grant	3767									
164	School Safety & Educational Improvement Block Grant	3775									
165	Technology - Technology for Success	3780									
166	State Charter Schools	3815									
167	Extended Learning Opportunities - Summer Bridges	3825									
168	Infrastructure Improvements - Planning/Construction	3920									
169	School Infrastructure - Maintenance Projects	3925									
170	Other Restricted Revenue from State Sources (Describe & Itemize)	3999	111,500								
171	<b>Total Restricted Grants-In-Aid</b>		562,589	0	0	1,322,297	0	0	0	0	0
172	<b>Total Receipts/Revenues from State Sources</b>	3000	10,876,399	1,525,000	0	1,822,297	200,000	500,000	0	0	0
173	<b>RECEIPTS/REVENUES FROM FEDERAL SOURCES (4000)</b>										
174	<b>UNRESTRICTED GRANTS-IN-AID RECEIVED DIRECTLY FROM FEDERAL GOVT. (4001-4009)</b>										
175	Federal Impact Aid	4001									
176	Other Unrestricted Grants-In-Aid Received from Fed. Govt. (Describe & Itemize)	4009									
177	<b>Total Unrestricted Grants-In-Aid Received Directly from Fed Govt</b>		0	0	0	0	0	0	0	0	0
178	<b>RESTRICTED GRANTS-IN-AID RECEIVED DIRECTLY FROM FEDERAL GOVT (4045-4090)</b>										
179	Head Start	4045									
180	Construction (Impact Aid)	4050									
181	MAGNET	4060									
182	Other Restricted Grants-In-Aid Received from Fed. Govt. (Describe & Itemize)	4090									
183	<b>Total Restricted Grants-In-Aid Received Directly from Federal Govt.</b>		0	0		0	0	0			0
184	<b>RESTRICTED GRANTS-IN-AID RECEIVED FROM FEDERAL GOVT. THRU THE STATE (4100-4999)</b>										
185	<b>TITLE V</b>										
186	Title V - Flexibility and Accountability	4100									
187	Title V - SEA Projects	4105									
188	Title V - Rural Education Initiative (REI)	4107									
189	Title V - Other (Describe & Itemize)	4199									
190	<b>Total Title V</b>		0	0		0	0				

	B	C	D	E	F	G	H	I	J	K	L
1			(10)	(20)	(30)	(40)	(50)	(60)	(70)	(80)	(90)
2	Description: Enter Whole Numbers Only	Acct #	Educational	Operations & Maintenance	Debt Service	Transportation	Municipal Retirement/ Social Security	Capital Projects	Working Cash	Tort	Fire Prevention & Safety
191	<b>FOOD SERVICE</b>										
192	Breakfast Start-Up Expansion	4200									
193	National School Lunch Program	4210	554,414								
194	Special Milk Program	4215									
195	School Breakfast Program	4220	269,589								
196	Summer Food Service Admin/Program	4225	55,000								
197	Child and Adult Care Food Program	4226									
198	Fresh Fruit and Vegetables	4240									
199	Food Service - Other (Describe & Itemize)	4299									
200	<b>Total Food Service</b>		879,003				0				
201	<b>TITLE I</b>										
202	Title I - Low Income	4300	1,022,297								
203	Title I - Low Income - Neglected, Private	4305									
204	Title I - Migrant Education	4340									
205	Title I - Other (Describe & Itemize)	4399	66,000								
206	<b>Total Title I</b>		1,088,297	0		0	0				
207	<b>TITLE IV</b>										
208	Title IV - Student Support & Academic Enrichment Grant	4400									
209	Title IV - 21st Century	4421									
210	Title IV - Other (Describe & Itemize)	4499									
211	<b>Total Title IV</b>		0	0		0	0				
212	<b>FEDERAL - SPECIAL EDUCATION</b>										
213	Federal Special Education - Preschool Flow-Through	4600	16,333								
214	Federal Special Education - Preschool Discretionary	4605	489,203								
215	Federal Special Education - IDEA Flow Through	4620									
216	Federal Special Education - IDEA Room & Board	4625									
217	Federal Special Education - IDEA Discretionary	4630									
218	Federal Special Education - IDEA - Other (Describe & Itemize)	4699									
219	<b>Total Federal Special Education</b>		505,536	0		0	0				
220	<b>CTE - PERKINS</b>										
221	CTE - Perkins-Title III E Tech Prep	4770									
222	CTE - Other (Describe & Itemize)	4799									
223	<b>Total CTE - Perkins</b>		0	0			0				
224	Federal - Adult Education	4810									
225	ARRA - General State Aid - Education Stabilization	4850									
226	ARRA - Title I - Low Income	4851									
227	ARRA - Title I - Neglected, Private	4852									
228	ARRA - Title I - Delinquent, Private	4853									
229	ARRA - Title I - School Improvement (Part A)	4854									
230	ARRA - Title I - School Improvement (Section 1003g)	4855									
231	ARRA - IDEA - Part B - Preschool	4856									
232	ARRA - IDEA - Part B - Flow-Through	4857									
233	ARRA - Title IID - Technology - Formula	4860									
234	ARRA - Title IID - Technology - Competitive	4861									
235	ARRA - McKinney - Vento Homeless Education	4862									
236	ARRA - Child Nutrition Equipment Assistance	4863									
237	Impact Aid Formula Grants	4864									
238	Impact Aid Competitive Grants	4865									
239	Qualified Zone Academy Bond Tax Credits	4866									
240	Qualified School Construction Bond Credits	4867									
241	Build America Bond Tax Credits	4868									
242	Build America Bond Interest Reimbursement	4869									
243	ARRA - General State Aid - Other Government Services Stabilization	4870									

1	B	C	D	E	F	G	H	I	J	K	L
2	Description: Enter Whole Numbers Only	Acct #	(10) Educational	(20) Operations & Maintenance	(30) Debt Service	(40) Transportation	(50) Municipal Retirement/ Social Security	(60) Capital Projects	(70) Working Cash	(80) Tort	(90) Fire Prevention & Safety
244	Other ARRA Funds - II	4871									
245	Other ARRA Funds - III	4872									
246	Other ARRA Funds - IV	4873									
247	Other ARRA Funds - V	4874									
248	ARRA - Early Childhood	4875									
249	Other ARRA Funds - VII	4876									
250	Other ARRA Funds - VIII	4877									
251	Other ARRA Funds - IX	4878									
252	Other ARRA Funds - X	4879									
253	Other ARRA Funds - Ed Job Fund Program	4880									
254	<b>Total Stimulus Programs</b>		0	0	0	0	0	0		0	0
255	Race to the Top Program	4901									
256	Race to the Top - Preschool Expansion Grant	4902									
257	Title III - Instruction for English Learners & Immigrant Students	4905									
258	Title III - English Language Acquisition	4909	38,215								
259	McKinney Education for Homeless Children	4920									
260	Title II - Eisenhower - Professional Development Formula	4930									
261	Title II - Teacher Quality	4932	146,902								
262	Federal Charter Schools	4960									
263	State Assessment Grants	4981									
264	Grant for State Assessments and Related Activities	4982									
265	Medicaid Matching Funds - Administrative Outreach	4991	70,000								
266	Medicaid Matching Funds - Fee-For-Service Program	4992	145,000								
267	Other Restricted Grants Received from Fed. Govt. thru State <i>(Describe &amp; Itemize)</i>	4998	3,434,590								
268	<b>Total Restricted Grants-In-Aid Received from Federal Govt. Thru the State</b>		6,307,543	0	0	0	0	0		0	0
269	<b>TOTAL RECEIPTS/REVENUES FROM FEDERAL SOURCES</b>	4000	6,307,543	0	0	0	0	0	0	0	0
270	<b>TOTAL DIRECT RECEIPTS/REVENUES (without Student Activity Funds 1799)</b>		27,347,265	2,855,184	1,123,581	2,758,535	800,446	520,000	146,976	213,767	247,361
271	<b>TOTAL DIRECT RECEIPTS/REVENUES (with Student Activity Funds 1799)</b>		27,347,265								

	B	C	D	E	F	G	H	I	J	K	L
1	Description: Enter Whole Numbers Only	Funct #	(100)	(200)	(300)	(400)	(500)	(600)	(700)	(800)	(900)
2			Salaries	Employee Benefits	Purchased Services	Supplies & Materials	Capital Outlay	Other Objects	Non-Capitalized Equipment	Termination Benefits	Total
3	<b>10 - EDUCATIONAL FUND (ED)</b>										
4	<b>INSTRUCTION (ED)</b>										
5	Regular Programs	1100	5,312,911	1,014,922	845,544	782,150			35,200		7,990,727
6	Tuition Payment to Charter Schools	1115									0
7	Pre-K Programs	1125	387,598	66,836	1,500	3,368					459,302
8	Special Education Programs (Functions 1200 - 1220)	1200	1,629,375	407,567	5,000	8,900					2,050,842
9	Special Education Programs Pre-K	1225	51,376	11,989		250					63,615
10	Remedial and Supplemental Programs K-12	1250	696,258	124,383	118,147	555,266	7,650		5,000		1,506,704
11	Remedial and Supplemental Programs Pre-K	1275									0
12	Adult/Continuing Education Programs	1300									0
13	CTE Programs	1400									0
14	Interscholastic Programs	1500	295,373	3,627	31,233	82,396	60,000	750			473,379
15	Summer School Programs	1600	200,000	17,610							217,610
16	Gifted Programs	1650									0
17	Driver's Education Programs	1700									0
18	Bilingual Programs	1800	888,162	212,812		1,500					1,102,474
19	Truant Alternative & Optional Programs	1900									0
20	Pre-K Programs - Private Tuition	1910									0
21	Regular K-12 Programs Private Tuition	1911									0
22	Special Education Programs K-12 Private Tuition	1912									0
23	Special Education Programs Pre-K Tuition	1913									0
24	Remedial/Supplemental Programs K-12 Private Tuition	1914									0
25	Remedial/Supplemental Programs Pre-K Private Tuition	1915									0
26	Adult/Continuing Education Programs Private Tuition	1916									0
27	CTE Programs Private Tuition	1917									0
28	Interscholastic Programs Private Tuition	1918									0
29	Summer School Programs Private Tuition	1919									0
30	Gifted Programs Private Tuition	1920									0
31	Bilingual Programs Private Tuition	1921									0
32	Truants Alternative/Opt Ed Programs Private Tuition	1922									0
33	Student Activity Fund Expenditures	1999									0
34	<b>Total Instruction<sup>14</sup> (Without Student Activity Funds 1999)</b>	<b>1000</b>	<b>9,461,053</b>	<b>1,859,746</b>	<b>1,001,424</b>	<b>1,433,830</b>	<b>67,650</b>	<b>750</b>	<b>40,200</b>	<b>0</b>	<b>13,864,653</b>
35	<b>Total Instruction<sup>14</sup> (With Student Activity Funds 1999)</b>	<b>1000</b>	<b>9,461,053</b>	<b>1,859,746</b>	<b>1,001,424</b>	<b>1,433,830</b>	<b>67,650</b>	<b>750</b>	<b>40,200</b>	<b>0</b>	<b>13,864,653</b>
36	<b>SUPPORT SERVICES (ED)</b>										
37	<b>Support Services - Pupil</b>										
38	Attendance & Social Work Services	2110	165,083	28,398	220,000	12,600					426,081
39	Guidance Services	2120	302,377	68,724	35,000	1,500					407,601
40	Health Services	2130	191,634	31,113	190,159	50,000					462,906
41	Psychological Services	2140			100,000	1,000					101,000
42	Speech Pathology & Audiology Services	2150	45,714	11,337	255,000	2,000					314,051
43	Other Support Services - Pupils (Describe & Itemize)	2190	247,799	14,996	195,350	1,500					459,645
44	<b>Total Support Services - Pupil</b>	<b>2100</b>	<b>952,607</b>	<b>154,568</b>	<b>995,509</b>	<b>68,600</b>	<b>0</b>	<b>0</b>	<b>0</b>	<b>0</b>	<b>2,171,284</b>
45	<b>Support Services - Instructional Staff</b>										
46	Improvement of Instruction Services	2210	241,927	51,439	1,889,237	5,600		4,650			2,192,853
47	Educational Media Services	2220	138,484	39,679	73,000	15,800					266,963
48	Assessment & Testing	2230	99,061	14,786	37,320	3,180					154,347
49	<b>Total Support Services - Instructional Staff</b>	<b>2200</b>	<b>479,472</b>	<b>105,904</b>	<b>1,999,557</b>	<b>24,580</b>	<b>0</b>	<b>4,650</b>	<b>0</b>	<b>0</b>	<b>2,614,163</b>
50	<b>Support Services - General Administration</b>										
51	Board of Education Services	2310	1,424		75,250	21,000		13,500			111,174
52	Executive Administration Services	2320	345,478	65,134	4,250	17,000		3,000			434,862
53	Special Area Administration Services	2330	172,067	48,541	5,700	1,250		1,700			229,258
54	Tort Immunity Services	2361, 2365									0
55	<b>Total Support Services - General Administration</b>	<b>2300</b>	<b>518,969</b>	<b>113,675</b>	<b>85,200</b>	<b>39,250</b>	<b>0</b>	<b>18,200</b>	<b>0</b>	<b>0</b>	<b>775,294</b>

	B	C	D	E	F	G	H	I	J	K	L
1	Description: Enter Whole Numbers Only	Funct #	(100)	(200)	(300)	(400)	(500)	(600)	(700)	(800)	(900)
2			Salaries	Employee Benefits	Purchased Services	Supplies & Materials	Capital Outlay	Other Objects	Non-Capitalized Equipment	Termination Benefits	Total
56	<b>Support Services - School Administration</b>	<b>2400</b>									
57	Office of the Principal Services	2410	1,082,317	291,163	11,925	20,445		4,050	12,500		1,422,400
58	Other Support Services - School Administration <i>(Describe &amp; Itemize)</i>	2490									0
59	<b>Total Support Services - School Administration</b>	<b>2400</b>	<b>1,082,317</b>	<b>291,163</b>	<b>11,925</b>	<b>20,445</b>	<b>0</b>	<b>4,050</b>	<b>12,500</b>	<b>0</b>	<b>1,422,400</b>
60	<b>Support Services - Business</b>	<b>2500</b>									
61	Direction of Business Support Services	2510	177,927	16,102	2,075	100		1,500			197,704
62	Fiscal Services	2520	131,015	27,837	199,700	1,450					360,002
63	Operation & Maintenance of Plant Services	2540	9,800			75,000	80,000				164,800
64	Pupil Transportation Services	2550			180,569						180,569
65	Food Services	2560	204,518	100,264	967,600	2,250	13,500		2,000		1,290,132
66	Internal Services	2570	41,671	11,337							53,008
67	<b>Total Support Services - Business</b>	<b>2500</b>	<b>564,931</b>	<b>155,540</b>	<b>1,349,944</b>	<b>78,800</b>	<b>93,500</b>	<b>1,500</b>	<b>2,000</b>	<b>0</b>	<b>2,246,215</b>
68	<b>Support Services - Central</b>	<b>2600</b>									
69	Direction of Central Support Services	2610									0
70	Planning, Research, Development & Evaluation Services	2620									0
71	Information Services	2630	73,279	37,287	31,425	1,500					143,491
72	Staff Services	2640	816,856	11,337	43,200	2,500		200	6,500		880,593
73	Data Processing Services	2660	458,933	125,190	162,000	27,600	10,000		44,500		828,223
74	<b>Total Support Services - Central</b>	<b>2600</b>	<b>1,349,068</b>	<b>173,814</b>	<b>236,625</b>	<b>31,600</b>	<b>10,000</b>	<b>200</b>	<b>51,000</b>	<b>0</b>	<b>1,852,307</b>
75	<b>Other Support Services - Misc. <i>(Describe &amp; Itemize)</i></b>	<b>2900</b>			19,100	14,500					33,600
76	<b>Total Support Services</b>	<b>2000</b>	<b>4,947,364</b>	<b>994,664</b>	<b>4,697,860</b>	<b>277,775</b>	<b>103,500</b>	<b>28,600</b>	<b>65,500</b>	<b>0</b>	<b>11,115,263</b>
77	<b>COMMUNITY SERVICES (ED)</b>	<b>3000</b>	44,334	6,091	18,487	11,184					80,096
78	<b>PAYMENTS TO OTHER DIST &amp; GOVT UNITS (ED)</b>	<b>4000</b>									
79	<b>Payments to Other Dist &amp; Govt Units (In-State)</b>	<b>4100</b>									
80	Payments for Regular Programs	4110									0
81	Payments for Special Education Programs	4120									0
82	Payments for Adult/Continuing Education Programs	4130									0
83	Payments for CTE Programs	4140									0
84	Payments for Community College Programs	4170									0
85	Other Payments to In-State Govt Units - Programs <i>(Describe &amp; Itemize)</i>	4190			77,852			84,087			161,939
86	<b>Total Payments to Other Dist &amp; Govt Units (In-State)</b>	<b>4100</b>			<b>77,852</b>			<b>84,087</b>			<b>161,939</b>
87	Payments for Regular Programs - Tuition	4210						28,000			28,000
88	Payments for Special Education Programs - Tuition	4220						1,299,998			1,299,998
89	Payments for Adult/Continuing Education Programs - Tuition	4230									0
90	Payments for CTE Programs - Tuition	4240									0
91	Payments for Community College Programs - Tuition	4270									0
92	Payments for Other Programs - Tuition	4280									0
93	Other Payments to In-State Govt Units - Tuition <i>(Describe &amp; Itemize)</i>	4290									0
94	<b>Total Payments to Other Dist &amp; Govt Units - Tuition (In State)</b>	<b>4200</b>						<b>1,327,998</b>			<b>1,327,998</b>
95	Payments for Regular Programs - Transfers	4310									0
96	Payments for Special Education Programs - Transfers	4320									0
97	Payments for Adult/Continuing Ed Programs - Transfers	4330									0
98	Payments for CTE Programs - Transfers	4340									0
99	Payments for Community College Program - Transfers	4370									0
100	Payments for Other Programs - Transfers	4380									0
101	Other Payments to In-State Govt Units - Transfers <i>(Describe &amp; Itemize)</i>	4390									0
102	<b>Total Payments to Other Dist &amp; Govt Units-Transfers (In State)</b>	<b>4300</b>			<b>0</b>			<b>0</b>			<b>0</b>
103	Payments to Other Dist & Govt Units (Out of State)	4400									0
104	<b>Total Payments to Other Dist &amp; Govt Units</b>	<b>4000</b>			<b>77,852</b>			<b>1,412,085</b>			<b>1,489,937</b>

	B	C	D	E	F	G	H	I	J	K	L
1	Description: Enter Whole Numbers Only	Func#	(100) Salaries	(200) Employee Benefits	(300) Purchased Services	(400) Supplies & Materials	(500) Capital Outlay	(600) Other Objects	(700) Non-Capitalized Equipment	(800) Termination Benefits	(900) Total
105	<b>DEBT SERVICE (ED)</b>	5000									
106	Debt Service - Interest on Short-Term Debt	5100									
107	Tax Anticipation Warrants	5110									0
108	Tax Anticipation Notes	5120									0
109	Corporate Personal Property Repl Tax Anticipated Notes	5130									0
110	State Aid Anticipation Certificates	5140									0
111	Other Interest on Short-Term Debt <i>(Describe &amp; Itemize)</i>	5150									0
112	<b>Total Debt Service - Interest on Short-Term Debt</b>	5100						0			0
113	Debt Service - Interest on Long-Term Debt	5200									0
114	<b>Total Debt Service</b>	5000						0			0
115	<b>PROVISION FOR CONTINGENCIES (ED)</b>	6000						300,000			300,000
116	<b>Total Direct Disbursements/Expenditures (without Student Activity Funds (1999))</b>		14,452,751	2,860,501	5,795,623	1,722,789	171,150	1,741,435	105,700	0	26,849,949
117	<b>Total Direct Disbursements/Expenditures (with Student Activity Funds (1999))</b>		14,452,751	2,860,501	5,795,623	1,722,789	171,150	1,741,435	105,700	0	26,849,949
118	Excess (Deficiency) of Receipts/Revenues Over Disbursements/Expenditures (without Student Activity Funds 1999)										497,316
119	Excess (Deficiency) of Receipts/Revenues Over Disbursements/Expenditures (with Student Activity Funds 1999)										497,316
121	<b>20 - OPERATIONS AND MAINTENANCE FUND (O&amp;M)</b>										
122	<b>SUPPORT SERVICES (O&amp;M)</b>	2000									
123	Support Services - Pupil	2100									
124	Other Support Services - Pupils <i>(Describe &amp; Itemize)</i>	2190									0
125	<b>Support Services - Business</b>	2500									
126	Direction of Business Support Services	2510									0
127	Facilities Acquisition & Construction Services	2530					378,000				378,000
128	Operation & Maintenance of Plant Services	2540	344,329	100,962	1,303,750	446,050	121,000	50	38,500		2,354,641
129	Pupil Transportation Services	2550									0
130	Food Services	2560									0
131	<b>Total Support Services - Business</b>	2500	344,329	100,962	1,303,750	446,050	499,000	50	38,500	0	2,732,641
132	Other Support Services - Misc. <i>(Describe &amp; Itemize)</i>	2900									0
133	<b>Total Support Services</b>	2000	344,329	100,962	1,303,750	446,050	499,000	50	38,500	0	2,732,641
134	<b>COMMUNITY SERVICES (O&amp;M)</b>	3000									0
135	<b>PAYMENTS TO OTHER DIST &amp; GOVT UNITS (O&amp;M)</b>	4000									
136	Payments to Other Dist & Govt Units (In-State)	4100									
137	Payments for Regular Programs	4110									0
138	Payments for Special Education Programs	4120									0
139	Payments for CTE Program	4140									0
140	Other Payments to In-State Govt Units - Programs <i>(Describe &amp; Itemize)</i>	4190									0
141	<b>Total Payments to Other Dist &amp; Govt Units (In-State)</b>	4100						0			0
142	Payments to Other Dist & Govt Units (Out of State) <sup>14</sup>	4400									0
143	<b>Total Payments to Other Dist &amp; Govt Unit</b>	4000						0			0
144	<b>DEBT SERVICE (O&amp;M)</b>	5000									
145	Debt Service - Interest on Short-Term Debt	5100									
146	Tax Anticipation Warrants	5110									0
147	Tax Anticipation Notes	5120									0
148	Corporate Personal Prop Repl Tax Anticipated Notes	5130									0
149	State Aid Anticipation Certificates	5140									0
150	Other Interest on Short-Term Debt <i>(Describe &amp; Itemize)</i>	5150									0
151	<b>Total Debt Service - Interest on Short-Term Debt</b>	5100						0			0
152	Debt Service - Interest on Long-Term Debt	5200									0
153	<b>Total Debt Service</b>	5000						0			0
154	<b>PROVISION FOR CONTINGENCIES (O&amp;M)</b>	6000									0
155	<b>Total Direct Disbursements/Expenditures</b>		344,329	100,962	1,303,750	446,050	499,000	50	38,500	0	2,732,641
156	Excess (Deficiency) of Receipts/Revenues Over Disbursements/Expenditures										122,543

	B	C	D	E	F	G	H	I	J	K	L
1	Description: Enter Whole Numbers Only	Funct #	(100) Salaries	(200) Employee Benefits	(300) Purchased Services	(400) Supplies & Materials	(500) Capital Outlay	(600) Other Objects	(700) Non-Capitalized Equipment	(800) Termination Benefits	(900) Total
158	<b>30 - DEBT SERVICE FUND (DS)</b>										
159	<b>PAYMENTS TO OTHER DIST &amp; GOVT UNITS (DS)</b>	<b>4000</b>									
160	Payments to Other Dist & Govt Units (In-State)	4100									
161	Payments for Regular Programs	4110									0
162	Payments for Special Education Programs	4120									0
163	Other Payments to In-State Govt Units - Programs (Describe & Itemize)	4190									0
164	<b>Total Payments to Other Dist &amp; Govt Units (In-State)</b>	<b>4000</b>						0			0
165	<b>DEBT SERVICE (DS)</b>	<b>5000</b>									
166	<b>Debt Service - Interest on Short-Term Debt</b>	<b>5100</b>									
167	Tax Anticipation Warrants	5110									0
168	Tax Anticipation Notes	5120									0
169	Corporate Personal Prop Repl Tax Anticipation Notes	5130									0
170	State Aid Anticipation Certificates	5140									0
171	Other Interest on Short-Term Debt (Describe & Itemize)	5150									0
172	<b>Total Debt Service - Interest On Short-Term Debt</b>	<b>5100</b>						0			0
173	<b>Debt Service - Interest on Long-Term Debt</b>	<b>5200</b>									
174	Debt Service - Payments of Principal on Long-Term Debt <sup>15</sup> (Lease/Purchase Principal Retired) (Describe & Itemize)	5300						479,094			479,094
175	Debt Service - Other (Describe & Itemize)	5400						770,000			770,000
176	<b>Total Debt Service</b>	<b>5000</b>			0			1,249,094			1,249,094
177	<b>PROVISION FOR CONTINGENCIES (DS)</b>	<b>6000</b>									0
178	<b>Total Direct Disbursements/Expenditures</b>				0			1,249,094			1,249,094
179	<b>Excess (Deficiency) of Receipts/Revenues Over Disbursements/Expenditures</b>										(125,513)
180											
181	<b>40 - TRANSPORTATION FUND (TR)</b>										
182	<b>SUPPORT SERVICES (TR)</b>	<b>2000</b>									
183	<b>Support Services - Pupils</b>	<b>2100</b>									
184	Other Support Services - Pupils (Describe & Itemize)	2190									0
185	<b>Support Services - Business</b>										
186	Pupil Transportation Services	2550	45,102	508	2,028,159						2,073,769
187	Other Support Services - Business (Describe & Itemize)	2900									0
188	<b>Total Support Services</b>	<b>2000</b>	45,102	508	2,028,159	0	0	0	0	0	2,073,769
189	<b>COMMUNITY SERVICES (TR)</b>	<b>3000</b>									0
190	<b>PAYMENTS TO OTHER DIST &amp; GOVT UNITS (TR)</b>	<b>4000</b>									
191	Payments to Other Dist & Govt Units (In-State)	4100									
192	Payments for Regular Program	4110									0
193	Payments for Special Education Programs	4120									0
194	Payments for Adult/Continuing Education Programs	4130									0
195	Payments for CTE Programs	4140									0
196	Payments for Community College Programs	4170									0
197	Other Payments to In-State Govt Units - Programs (Describe & Itemize)	4190									0
198	<b>Total Payments to Other Dist &amp; Govt Units (In-State)</b>	<b>4100</b>			0			0			0
199	Payments to Other Dist & Govt Units (Out-of-State) (Describe & Itemize)	4400									0
200	<b>Total Payments to Other Dist &amp; Govt Units</b>	<b>4000</b>			0			0			0
201	<b>DEBT SERVICE (TR)</b>	<b>5000</b>									
202	<b>Debt Service - Interest on Short-Term Debt</b>	<b>5100</b>									
203	Tax Anticipation Warrants	5110									0
204	Tax Anticipation Notes	5120									0
205	Corporate Personal Prop Repl Tax Anticipation Notes	5130									0
206	State Aid Anticipation Certificates	5140									0
207	Other Interest on Short-Term Debt (Describe & Itemize)	5150									0
208	<b>Total Debt Service - Interest On Short-Term Debt</b>	<b>5100</b>						0			0
209	Debt Service - Interest on Long-Term Debt	5200									0

	B	C	D	E	F	G	H	I	J	K	L
1	Description: Enter Whole Numbers Only	Funct #	(100) Salaries	(200) Employee Benefits	(300) Purchased Services	(400) Supplies & Materials	(500) Capital Outlay	(600) Other Objects	(700) Non-Capitalized Equipment	(800) Termination Benefits	(900) Total
210	Debt Service - Payments of Principal on Long-Term Debt <sup>15</sup> (Lease/Purchase Principal Retired) (Describe & Itemize)	5300									0
211	Debt Service - Other (Describe & Itemize)	5400									0
212	<b>Total Debt Service</b>	<b>5000</b>						0			0
213	<b>PROVISION FOR CONTINGENCIES (TR)</b>	<b>6000</b>									0
214	<b>Total Direct Disbursements/Expenditures</b>		45,102	508	2,028,159	0	0	0	0	0	2,073,769
215	<b>Excess (Deficiency) of Receipts/Revenues Over Disbursements/Expenditures</b>										684,766
217	<b>50 - MUNICIPAL RETIREMENT/SOC SEC FUND (MR/SS)</b>										
218	<b>INSTRUCTION (MR/SS)</b>	<b>1000</b>									
219	Regular Program	1100		109,797							109,797
220	Pre-K Programs	1125		21,011							21,011
221	Special Education Programs (Functions 1200-1220)	1200		78,753							78,753
222	Special Education Programs Pre-K	1225		745							745
223	Remedial and Supplemental Programs K-12	1250		35,541							35,541
224	Remedial and Supplemental Programs Pre-K	1275									0
225	Adult/Continuing Education Programs	1300									0
226	CTE Programs	1400									0
227	Interscholastic Programs	1500		23,769							23,769
228	Summer School Programs	1600		8,821							8,821
229	Gifted Programs	1650									0
230	Driver's Education Programs	1700									0
231	Bilingual Programs	1800		36,432							36,432
232	Truant Alternative & Optional Programs	1900									0
233	<b>Total Instruction</b>	<b>1000</b>		<b>314,869</b>							<b>314,869</b>
234	<b>SUPPORT SERVICES (MR/SS)</b>	<b>2000</b>									
235	<b>Support Services - Pupil</b>	<b>2100</b>									
236	Attendance & Social Work Services	2110		2,703							2,703
237	Guidance Services	2120		39,486							39,486
238	Health Services	2130		14,756							14,756
239	Psychological Services	2140									0
240	Speech Pathology & Audiology Services	2150		6,077							6,077
241	Other Support Services - Pupils (Describe & Itemize)	2190		8,813							8,813
242	<b>Total Support Services - Pupil</b>	<b>2100</b>		<b>71,835</b>							<b>71,835</b>
243	<b>Support Services - Instructional Staff</b>	<b>2200</b>									
244	Improvement of Instruction Services	2210		6,420							6,420
245	Educational Media Services	2220		18,444							18,444
246	Assessment & Testing	2230		1,436							1,436
247	<b>Total Support Services - Instructional Staff</b>	<b>2200</b>		<b>26,300</b>							<b>26,300</b>
248	<b>Support Services - General Administration</b>	<b>2300</b>									
249	Board of Education Services	2310		189							189
250	Executive Administration Services	2320		16,630							16,630
251	Special Area Administrative Services	2330		9,255							9,255
252	Claims Paid from Self Insurance Fund	2361									0
253	Risk Management and Claims Services Payments	2365									0
254	<b>Total Support Services - General Administration</b>	<b>2300</b>		<b>26,074</b>							<b>26,074</b>
255	<b>Support Services - School Administration</b>	<b>2400</b>									
256	Office of the Principal Services	2410		25,683							25,683
257	Other Support Services - School Administration (Describe & Itemize)	2490									0
258	<b>Total Support Services - School Administration</b>	<b>2400</b>		<b>25,683</b>							<b>25,683</b>



	B	C	D	E	F	G	H	I	J	K	L
1	Description: Enter Whole Numbers Only	Funct #	(100) Salaries	(200) Employee Benefits	(300) Purchased Services	(400) Supplies & Materials	(500) Capital Outlay	(600) Other Objects	(700) Non-Capitalized Equipment	(800) Termination Benefits	(900) Total
2											
259	<b>Support Services - Business</b>	<b>2500</b>									
260	Direction of Business Support Services	2510									0
261	Fiscal Services	2520		2,580							2,580
262	Facilities Acquisition & Construction Services	2530		17,692							17,692
263	Operation & Maintenance of Plant Service	2540		47,156							47,156
264	Pupil Transportation Services	2550		5,256							5,256
265	Food Services	2560		27,203							27,203
266	Internal Services	2570		5,629							5,629
267	<b>Total Support Services - Business</b>	<b>2500</b>		<b>105,516</b>							<b>105,516</b>
268	<b>Support Services - Central</b>	<b>2600</b>									
269	Direction of Central Support Services	2610									0
270	Planning, Research, Development & Evaluation Services	2620									0
271	Information Services	2630		9,899							9,899
272	Staff Services	2640		108,718							108,718
273	Data Processing Services	2660		60,870							60,870
274	<b>Total Support Services - Central</b>	<b>2600</b>		<b>179,487</b>							<b>179,487</b>
275	<b>Other Support Services - Misc. (Describe &amp; Itemize)</b>	<b>2900</b>									0
276	<b>Total Support Services</b>	<b>2000</b>		<b>434,895</b>							<b>434,895</b>
277	<b>COMMUNITY SERVICES (MR/SS)</b>	<b>3000</b>		4,645							4,645
278	<b>PAYMENTS TO OTHER DIST &amp; GOVT UNITS (MR/SS)</b>	<b>4000</b>									
279	Payments for Regular Programs	4110									0
280	Payments for Special Education Programs	4120									0
281	Payments for CTE Programs	4140									0
282	<b>Total Payments to Other Dist &amp; Govt Units</b>	<b>4000</b>		<b>0</b>							<b>0</b>
283	<b>DEBT SERVICE (MR/SS)</b>	<b>5000</b>									
284	<b>Debt Service - Interest on Short-Term Debt</b>	<b>5100</b>									
285	Tax Anticipation Warrants	5110									0
286	Tax Anticipation Notes	5120									0
287	Corporate Personal Prop Repl Tax Anticipation Notes	5130									0
288	State Aid Anticipation Certificates	5140									0
289	Other Interest on Short-Term Debt (Describe & Itemize)	5150									0
290	<b>Total Debt Service</b>	<b>5000</b>						0			0
291	<b>PROVISION FOR CONTINGENCIES (MR/SS)</b>	<b>6000</b>									0
292	<b>Total Direct Disbursements/Expenditures</b>			<b>754,409</b>				<b>0</b>			<b>754,409</b>
293	<b>Excess (Deficiency) of Receipts/Revenues Over Disbursements/Expenditures</b>										<b>46,037</b>
294											
295	<b>60 - CAPITAL PROJECTS (CP)</b>										
296	<b>SUPPORT SERVICES (CP)</b>	<b>2000</b>									
297	<b>Support Services - Business</b>										
298	Facilities Acquisition & Construction Services	2530					1,756,591				1,756,591
299	Other Support Services - Business (Describe & Itemize)	2900									0
300	<b>Total Support Services</b>	<b>2000</b>	<b>0</b>	<b>0</b>	<b>0</b>	<b>0</b>	<b>1,756,591</b>	<b>0</b>	<b>0</b>		<b>1,756,591</b>
301	<b>PAYMENTS TO OTHER DIST &amp; GOVT UNITS (CP)</b>	<b>4000</b>									
302	<b>Payments to Other Dist &amp; Govt Units (In-State)</b>	<b>4100</b>									
303	Payments to Regular Programs	4110									0
304	Payment for Special Education Programs	4120									0
305	Payment for CTE Programs	4140									0
306	Payments to Other Govt Units - Programs (In-State) (Describe & Itemize)	4190									0
307	<b>Total Payments to Other Districts &amp; Govt Units</b>	<b>4000</b>			<b>0</b>			<b>0</b>			<b>0</b>
308	<b>PROVISION FOR CONTINGENCIES (CP)</b>	<b>6000</b>									0
309	<b>Total Direct Disbursements/Expenditures</b>		<b>0</b>	<b>0</b>	<b>0</b>	<b>0</b>	<b>1,756,591</b>	<b>0</b>	<b>0</b>		<b>1,756,591</b>
310	<b>Excess (Deficiency) of Receipts/Revenues Over Disbursements/Expenditures</b>										<b>(1,236,591)</b>
311											
312	<b>70 WORKING CASH FUND (WC)</b>										
313											
314	<b>80 - TORT FUND (TF)</b>										

1	B	C	D	E	F	G	H	I	J	K	L
2	Description: Enter Whole Numbers Only	Funct #	(100) Salaries	(200) Employee Benefits	(300) Purchased Services	(400) Supplies & Materials	(500) Capital Outlay	(600) Other Objects	(700) Non-Capitalized Equipment	(800) Termination Benefits	(900) Total
315	<b>INSTRUCTION (TF)</b>	<b>1000</b>									
316	Regular Programs	1100									0
317	Tuition Payment to Charter Schools	1115									0
318	Pre-K Programs	1125									0
319	Special Education Programs (Functions 1200 - 1220)	1200									0
320	Special Education Programs Pre-K	1225									0
321	Remedial and Supplemental Programs K-12	1250									0
322	Remedial and Supplemental Programs Pre-K	1275									0
323	Adult/Continuing Education Programs	1300									0
324	CTE Programs	1400									0
325	Interscholastic Programs	1500									0
326	Summer School Programs	1600									0
327	Gifted Programs	1650									0
328	Driver's Education Programs	1700									0
329	Bilingual Programs	1800									0
330	Truant Alternative & Optional Programs	1900									0
331	Pre-K Programs - Private Tuition	1910									0
332	Regular K-12 Programs Private Tuition	1911									0
333	Special Education Programs K-12 Private Tuition	1912									0
334	Special Education Programs Pre-K Tuition	1913									0
335	Remedial/Supplemental Programs K-12 Private Tuition	1914									0
336	Remedial/Supplemental Programs Pre-K Private Tuition	1915									0
337	Adult/Continuing Education Programs Private Tuition	1916									0
338	CTE Programs Private Tuition	1917									0
339	Interscholastic Programs Private Tuition	1918									0
340	Summer School Programs Private Tuition	1919									0
341	Gifted Programs Private Tuition	1920									0
342	Bilingual Programs Private Tuition	1921									0
343	Truants Alternative/Opt Ed Programs Private Tuition	1922									0
344	<b>Total Instruction<sup>14</sup></b>	<b>1000</b>	0	0	0	0	0	0	0	0	0
345	<b>SUPPORT SERVICES (TF)</b>	<b>2000</b>									
346	<b>Support Services - Pupil</b>	<b>2100</b>									
347	Attendance & Social Work Services	2110									0
348	Guidance Services	2120									0
349	Health Services	2130									0
350	Psychological Services	2140									0
351	Speech Pathology & Audiology Services	2150									0
352	Other Support Services - Pupils (Describe & Itemize)	2190									0
353	<b>Total Support Services - Pupil</b>	<b>2100</b>	0	0	0	0	0	0	0	0	0
354	<b>Support Services - Instructional Staff</b>	<b>2200</b>									
355	Improvement of Instruction Services	2210									0
356	Educational Media Services	2220									0
357	Assessment & Testing	2230									0
358	<b>Total Support Services - Instructional Staff</b>	<b>2200</b>	0	0	0	0	0	0	0	0	0
359	<b>Support Services - General Administration</b>	<b>2300</b>									
360	Board of Education Services	2310									0
361	Executive Administration Services	2320									0
362	Special Area Administration Services	2330									0
363	Claims Paid from Self Insurance Fund	2361									0
364	Risk Management and Claims Services Payments	2365		33,076	183,500						216,576
365	<b>Total Support Services - General Administration</b>	<b>2300</b>	0	33,076	183,500	0	0	0	0	0	216,576

	B	C	D	E	F	G	H	I	J	K	L
1	Description: Enter Whole Numbers Only	Funct #	(100) Salaries	(200) Employee Benefits	(300) Purchased Services	(400) Supplies & Materials	(500) Capital Outlay	(600) Other Objects	(700) Non-Capitalized Equipment	(800) Termination Benefits	(900) Total
366	<b>Support Services - School Administration</b>	<b>2400</b>									
367	Office of the Principal Services	2410									0
368	Other Support Services - School Administration <i>(Describe &amp; Itemize)</i>	2490									0
369	<b>Total Support Services - School Administration</b>	<b>2400</b>	0	0	0	0	0	0	0	0	0
370	<b>Support Services - Business</b>	<b>2500</b>									
371	Direction of Business Support Services	2510									0
372	Fiscal Services	2520									0
373	Facilities Acquisition & Construction Services	2530									0
374	Operation & Maintenance of Plant Services	2540									0
375	Pupil Transportation Services	2550									0
376	Food Services	2560									0
377	Internal Services	2570									0
378	<b>Total Support Services - Business</b>	<b>2500</b>	0	0	0	0	0	0	0	0	0
379	<b>Support Services - Central</b>	<b>2600</b>									
380	Direction of Central Support Services	2610									0
381	Planning, Research, Development & Evaluation Services	2620									0
382	Information Services	2630									0
383	Staff Services	2640									0
384	Data Processing Services	2660									0
385	<b>Total Support Services - Central</b>	<b>2600</b>	0	0	0	0	0	0	0	0	0
386	<b>Other Support Services - Misc. <i>(Describe &amp; Itemize)</i></b>	<b>2900</b>									0
387	<b>Total Support Services</b>	<b>2000</b>	0	33,076	183,500	0	0	0	0	0	216,576
388	<b>COMMUNITY SERVICES (TF)</b>	<b>3000</b>									0
389	<b>PAYMENTS TO OTHER DIST &amp; GOVT UNITS (TF)</b>	<b>4000</b>									
390	<b>Payments to Other Dist &amp; Govt Units (In-State)</b>	<b>4100</b>									
391	Payments for Regular Programs	4110									0
392	Payments for Special Education Programs	4120									0
393	Payments for Adult/Continuing Education Programs	4130									0
394	Payments for CTE Programs	4140									0
395	Payments for Community College Programs	4170									0
396	Other Payments to In-State Govt Units - Programs <i>(Describe &amp; Itemize)</i>	4190									0
397	<b>Total Payments to Other Dist &amp; Govt Units (In-State)</b>	<b>4100</b>			0			0			0
398	Payments for Regular Programs - Tuition	4210									0
399	Payments for Special Education Programs - Tuition	4220									0
400	Payments for Adult/Continuing Education Programs - Tuition	4230									0
401	Payments for CTE Programs - Tuition	4240									0
402	Payments for Community College Programs - Tuition	4270									0
403	Payments for Other Programs - Tuition	4280									0
404	Other Payments to In-State Govt Units - Tuition <i>(Describe &amp; Itemize)</i>	4290									0
405	<b>Total Payments to Other Dist &amp; Govt Units - Tuition (In State)</b>	<b>4200</b>						0			0
406	Payments for Regular Programs - Transfers	4310									0
407	Payments for Special Education Programs - Transfers	4320									0
408	Payments for Adult/Continuing Ed Programs - Transfers	4330									0
409	Payments for CTE Programs - Transfers	4340									0
410	Payments for Community College Program - Transfers	4370									0
411	Payments for Other Programs - Transfers	4380									0
412	Other Payments to In-State Govt Units - Transfers <i>(Describe &amp; Itemize)</i>	4390									0
413	<b>Total Payments to Other Dist &amp; Govt Units-Transfers (In State)</b>	<b>4300</b>			0			0			0
414	Payments to Other Dist & Govt Units (Out of State)	4400									0
415	<b>Total Payments to Other Dist &amp; Govt Units</b>	<b>4000</b>			0			0			0
416	<b>DEBT SERVICE (TF)</b>	<b>5000</b>									
417	<b>Debt Service - Interest on Short-Term Debt</b>										
418	Tax Anticipation Warrants	5110									0
419	Tax Anticipation Notes	5120									0
420	Corporate Personal Property Replacement Tax Anticipation Notes	5130									0
421	State Aid Anticipation Certificates	5140									0
422	Other Interest or Short-Term Debt <i>(Describe &amp; Itemize)</i>	5150									0
423	<b>Debt Service - Interest on Long-Term Debt</b>	<b>5200</b>									0

ESTIMATED DISBURSEMENTS/EXPENDITURES

	B	C	D	E	F	G	H	I	J	K	L
1	Description: Enter Whole Numbers Only	Funct #	(100)	(200)	(300)	(400)	(500)	(600)	(700)	(800)	(900)
2			Salaries	Employee Benefits	Purchased Services	Supplies & Materials	Capital Outlay	Other Objects	Non-Capitalized Equipment	Termination Benefits	Total
424	Debt Service - Payments of Principal on Long-Term Debt <sup>15</sup> (Lease/Purchase Principal Retired) (Describe & Itemize)	5300									0
425	Debt Service - Other (Describe & Itemize)	5400									0
426	<b>Total Debt Service</b>	<b>5000</b>			0			0			0

	B	C	D	E	F	G	H	I	J	K	L
1	Description: Enter Whole Numbers Only	Funct #	(100) Salaries	(200) Employee Benefits	(300) Purchased Services	(400) Supplies & Materials	(500) Capital Outlay	(600) Other Objects	(700) Non-Capitalized Equipment	(800) Termination Benefits	(900) Total
2											
427	<b>PROVISION FOR CONTINGENCIES (TF)</b>	<b>6000</b>									0
428	<b>Total Direct Disbursements/Expenditures</b>		0	33,076	183,500	0	0	0	0	0	216,576
429	<b>Excess (Deficiency) of Receipts/Revenues Over Disbursements/Expenditures</b>										(2,809)
430											
431	<b>90 - FIRE PREVENTION &amp; SAFETY FUND (FP&amp;S)</b>										
432	<b>SUPPORT SERVICES (FP&amp;S)</b>	<b>2000</b>									
433	<b>Support Services - Business</b>	<b>2500</b>									
434	Facilities Acquisition & Construction Services	2530					484,228				484,228
435	Operation & Maintenance of Plant Service	2540									0
436	<b>Total Support Services - Business</b>	<b>2500</b>	0	0	0	0	484,228	0	0		484,228
437	<b>Other Support Services - Misc. (Describe &amp; Itemize)</b>	<b>2900</b>									0
438	<b>Total Support Services</b>	<b>2000</b>	0	0	0	0	484,228	0	0		484,228
439	<b>PAYMENTS TO OTHER DISTRICTS &amp; GOVT UNITS (FP&amp;S)</b>	<b>4000</b>									
440	Payments to Regular Programs	4110									0
441	Payments to Special Education Programs	4120									0
442	Other Payments to In-State Govt Units - Programs (Describe & Itemize)	4190									0
443	<b>Total Payments to Other Districts &amp; Govt Units (FPS)</b>	<b>4000</b>						0			0
444	<b>DEBT SERVICE (FP&amp;S)</b>	<b>5000</b>									
445	<b>Debt Service - Interest on Short-Term Debt</b>	<b>5100</b>									
446	Tax Anticipation Warrants	5110									0
447	Other Interest on Short-Term Debt (Describe & Itemize)	5150									0
448	<b>Total Debt Service - Interest on Short-Term Debt</b>	<b>5100</b>						0			0
449	<b>Debt Service - Interest on Long-Term Debt</b>	<b>5200</b>									0
450	<b>Debt Service - Payments of Principal on Long-Term Debt <sup>15</sup> (Lease/Purchase Principal Retired) (Describe &amp; Itemize)</b>	<b>5300</b>									0
451	<b>Total Debt Service</b>	<b>5000</b>						0			0
452	<b>PROVISIONS FOR CONTINGENCIES (FP&amp;S)</b>	<b>6000</b>									0
453	<b>Total Direct Disbursements/Expenditures</b>		0	0	0	0	484,228	0	0		484,228
454	<b>Excess (Deficiency) of Receipts/Revenues Over Disbursements/Expenditures</b>										(236,867)

**This page is provided for detailed itemizations as requested within the body of the Report.**

**Please enter notes in "Source of Revenue/Use of Expense" column for the below line items. If page does not list specific revenues/expenditures, no itemization notes are required.**

Fund-Account Number		Source of Revenue/Use of Expense	Amount
Estimated Revenues			
10-1790	Other District/School Activity Revenue	Various: Concessions and student fundraising primarily	\$18,200
10-1999	Other Local Revenues	Various: Budgeting typical annual experience level	\$15,000
10-3299	CTE - Other	Function 3275: Elementary CTEI	\$1,500
10-3999	Other Restricted Revenue from State Sources	3999-AD: After School Programs	\$111,500
10-4399	Title I - Other	Title I School Improvement Grant	\$66,000
10-4998	Other Restricted Grants Received from Fed. Govt. thru State	ESSER/ARP Grants	\$3,434,590
Estimated Expenditures			
10-2190	Other Support Services - Pupils	Lunchroom, recess and detention supervision	\$459,645
10-2900	Other Support Services - Misc.	District Office services and supplies	\$33,600
10-4190	Other Payments to In-State Govt Units - Programs	Alternative School Tuition, Repayments to ISBE	\$161,939
50-2190	Other Support Services - Pupils	Lunchroom, recess and detention supervision	\$8,813

	A	B	C	D	E	F	G
1	<b>DEFICIT BUDGET SUMMARY INFORMATION - Operating Funds Only (School Districts Only)</b>						
2		<b>Description</b>	<b>EDUCATIONAL FUND (10)</b>	<b>OPERATIONS &amp; MAINTENANCE FUND (20)</b>	<b>TRANSPORTATION FUND (40)</b>	<b>WORKING CASH FUND (70)</b>	<b>TOTAL</b>
3		<b>Direct Revenues</b>	27,347,265	2,855,184	2,758,535	146,976	<b>33,107,960</b>
4		<b>Direct Expenditures</b>	26,849,949	2,732,641	2,073,769		<b>31,656,359</b>
5		<b>Difference</b>	497,316	122,543	684,766	146,976	<b>1,451,601</b>
6		<b>Estimated Fund Balance - June 30, 2023</b>	13,641,758	1,863,774	1,434,202	3,029,559	<b>19,969,293</b>
7	<b>Balanced budget; no Deficit Reduction Plan is required.</b>						
8	<p><i>A deficit reduction plan is required if the local board of education adopts (or amends) the 2022-2023 school district budget in which the "operating funds" listed above result in direct revenues (line 9, BudgetSum 2-4) being less than direct expenditures (line 19, BudgetSum 2-4) by an amount equal to or greater than one-third (1/3) of the ending fund balance (line 81, BudgetSum 2-4).</i></p>						
9	<p><b>Note:</b> The balance is determined using only the four funds listed above. That is, if the estimated ending fund balance is less than three times the deficit spending, the district must adopt and file with ISBE a deficit reduction plan to balance the shortfall within three years.</p>						
11	<p>Per School Code (105 ILCS 5/17-1) - If the Deficit AFR Summary Information tab from the 2021-2022 Annual Financial Report (AFR) reflects a deficit as defined above, then the school district shall adopt and submit a deficit reduction plan (found here on page 23-27) to ISBE within 30 days after acceptance of the AFR.</p>						
13	<p>The deficit reduction plan, if required, is developed using ISBE guidelines and format.</p>						
14							
15							

ILLINOIS STATE BOARD OF EDUCATION  
School Business Services Division

	A	B	C	D	E	F	G	H	I	J	K	L	
1	*School Districts Only		DEFICIT REDUCTION PLAN					ESTIMATED BUDGET					
2			ESTIMATED BUDGET					ESTIMATED BUDGET					
3	7016151002		FY2022-2023					FY2023-2024					
4	District Number												
5	South Holland SD 151												
6	District Name		Educational Fund	Operations & Maintenance Fund	Transportation Fund	Working Cash Fund	Total	Educational Fund	Operations & Maintenance Fund	Transportation Fund	Working Cash Fund	Total	
7	ESTIMATED BEGINNING FUND BALANCE (must equal prior Ending Fund Balance)		13,374,442	1,741,231	749,436	3,152,583	19,017,692	13,641,758	1,863,774	1,434,202	3,029,559	19,969,293	
8	RECEIPTS/REVENUES		Acct #										
9	LOCAL SOURCES		1000	10,163,323	1,330,184	936,238	146,976	12,576,721				0	
10	FLOW-THROUGH RECEIPTS/REVENUES FROM ONE DISTRICT TO ANOTHER DISTRICT		2000	0	0	0	0	0				0	
11	STATE SOURCES		3000	10,876,399	1,525,000	1,822,297	0	14,223,696				0	
12	FEDERAL SOURCES		4000	6,307,543	0	0	0	6,307,543				0	
13	Total Receipts/Revenues			27,347,265	2,855,184	2,758,535	146,976	33,107,960	0	0	0	0	
14	DISBURSEMENTS/EXPENDITURES		Funct #										
15	INSTRUCTION		1000	13,864,653				13,864,653				0	
16	SUPPORT SERVICES		2000	11,115,263	2,732,641	2,073,769		15,921,673				0	
17	COMMUNITY SERVICES		3000	80,096	0	0		80,096				0	
18	PAYMENTS TO OTHER DISTRICTS & GOVT. UNITS		4000	1,489,937	0	0		1,489,937				0	
19	DEBT SERVICES		5000	0	0	0		0				0	
20	PROVISION FOR CONTINGENCIES		6000	300,000	0	0		300,000				0	
21	Total Disbursements/Expenditures			26,849,949	2,732,641	2,073,769		31,656,359	0	0	0	0	
22	Excess of Receipts/Revenue Over/(Under) Disbursements/Expenditures			497,316	122,543	684,766	146,976	1,451,601	0	0	0	0	
23	OTHER SOURCES/USES OF FUNDS												
24	OTHER SOURCES OF FUNDS (7000)			270,000	0	0	0	270,000				0	
25	OTHER USES OF FUNDS (8000)			500,000	0	0	270,000	770,000				0	
26	TOTAL OTHER SOURCES/USES OF FUNDS			(230,000)	0	0	(270,000)	(500,000)	0	0	0	0	
27	ESTIMATED ENDING FUND BALANCE			13,641,758	1,863,774	1,434,202	3,029,559	19,969,293	13,641,758	1,863,774	1,434,202	3,029,559	19,969,293



ILLINOIS STATE BOARD OF EDUCATION  
School Business Services Division

	A	B	M	N	O	P	Q	R	S	T	U	V
1	*School Districts Only		ESTIMATED BUDGET FY2024-2025					ESTIMATED BUDGET FY2025-2026				
2												
3	7016151002											
4	District Number											
5	South Holland SD 151											
6	District Name		Educational Fund	Operations & Maintenance Fund	Transportation Fund	Working Cash Fund	Total	Educational Fund	Operations & Maintenance Fund	Transportation Fund	Working Cash Fund	Total
7	ESTIMATED BEGINNING FUND BALANCE (must equal prior Ending Fund Balance)		13,641,758	1,863,774	1,434,202	3,029,559	19,969,293	13,641,758	1,863,774	1,434,202	3,029,559	19,969,293
8	RECEIPTS/REVENUES		Acct #									
9	LOCAL SOURCES		1000									
10	FLOW-THROUGH RECEIPTS/REVENUES FROM ONE DISTRICT TO ANOTHER DISTRICT		2000									
11	STATE SOURCES		3000									
12	FEDERAL SOURCES		4000									
13	Total Receipts/Revenues		0	0	0	0	0	0	0	0	0	0
14	DISBURSEMENTS/EXPENDITURES		Funct #									
15	INSTRUCTION		1000									
16	SUPPORT SERVICES		2000									
17	COMMUNITY SERVICES		3000									
18	PAYMENTS TO OTHER DISTRICTS & GOVT. UNITS		4000									
19	DEBT SERVICES		5000									
20	PROVISION FOR CONTINGENCIES		6000									
21	Total Disbursements/Expenditures		0	0	0	0	0	0	0	0	0	0
22	Excess of Receipts/Revenue Over/(Under) Disbursements/Expenditures		0	0	0	0	0	0	0	0	0	0
23	OTHER SOURCES/USES OF FUNDS											
24	OTHER SOURCES OF FUNDS (7000)											
25	OTHER USES OF FUNDS (8000)											
26	TOTAL OTHER SOURCES/USES OF FUNDS		0	0	0	0	0	0	0	0	0	0
27	ESTIMATED ENDING FUND BALANCE		13,641,758	1,863,774	1,434,202	3,029,559	19,969,293	13,641,758	1,863,774	1,434,202	3,029,559	19,969,293

	A	B	W	X	Y	Z
1	<i>*School Districts Only</i>		<b>SUMMARY</b> <b>BUDGET ADDENDUM - DEFICIT REDUCTION PLAN</b> <b>ESTIMATED BUDGET</b> Date of Adoption: <input type="text"/> <i>(Enter as MM/DD/YY)</i>			
2						
3	7016151002					
4	District Number					
5	South Holland SD 151					
6	District Name		FY2022-2023	FY2023-2024	FY2024-2025	FY2025-2026
7	ESTIMATED BEGINNING FUND BALANCE <i>(must equal prior Ending Fund Balance)</i>		19,017,692	19,969,293	19,969,293	19,969,293
8	RECEIPTS/REVENUES	Acct #				
9	LOCAL SOURCES	1000	12,576,721	0	0	0
10	FLOW-THROUGH RECEIPTS/REVENUES FROM ONE DISTRICT TO ANOTHER DISTRICT	2000	0	0	0	0
11	STATE SOURCES	3000	14,223,696	0	0	0
12	FEDERAL SOURCES	4000	6,307,543	0	0	0
13	Total Receipts/Revenues		33,107,960	0	0	0
14	DISBURSEMENTS/EXPENDITURES	Funct #				
15	INSTRUCTION	1000	13,864,653	0	0	0
16	SUPPORT SERVICES	2000	15,921,673	0	0	0
17	COMMUNITY SERVICES	3000	80,096	0	0	0
18	PAYMENTS TO OTHER DISTRICTS & GOVT. UNITS	4000	1,489,937	0	0	0
19	DEBT SERVICES	5000	0	0	0	0
20	PROVISION FOR CONTINGENCIES	6000	300,000	0	0	0
21	Total Disbursements/Expenditures		31,656,359	0	0	0
22	Excess of Receipts/Revenue Over/(Under) Disbursements/Expenditures		1,451,601	0	0	0
23	OTHER SOURCES/USES OF FUNDS					
24	OTHER SOURCES OF FUNDS (7000)		270,000	0	0	0
25	OTHER USES OF FUNDS (8000)		770,000	0	0	0
26	TOTAL OTHER SOURCES/USES OF FUNDS		(500,000)	0	0	0
27	ESTIMATED ENDING FUND BALANCE		19,969,293	19,969,293	19,969,293	19,969,293

**Deficit Reduction Plan-Background/Assumptions (School Districts Only)**  
**Fiscal Year 2022-2023**  
**through Fiscal Year 2025-2026**

---

**South Holland SD 151      7016151002**

---

*Please complete the following schedule and include a brief description to identify any areas of the budget that will be impacted from one year to the next. If the deficit reduction plan relies upon new local revenues, identify contingencies for further budget reductions which will be enacted in the event those new revenues are not available.*

---

**1. Background and Narrative of Budget Reductions:**

**2. Assumptions Used in the Deficit Reduction Plan:**

- EBF and Estimated New Tier Funding:

- Equal Assessed Valuation and Tax Rates:

- Employee Salaries and Benefits:

- Short- and Long-Term Borrowing:

- Educational Impact:

- Other Assumptions:

- Has the district considered shared services or outsourcing (Ex: Transportation, Insurance)? If yes, please explain:



**REPORTING OF PUBLIC VENDOR CONTRACTS OF \$1,000 OR MORE (School Districts Only)**

In accordance with the School Code, Section 10-20.21, all school districts are required to file a report listing 'vendor contracts' as an attachment to their budget. In this context, the term "vendor contracts" refers to "all contracts and agreements that pertain to goods and services that were intended to generate additional revenue and other remunerations for the school district in excess of \$1,000, including without limitation vending machine contracts, sports and other attire, class rings, and photographic services. **The report is to list information regarding such contracts for the fiscal year immediately preceding the fiscal year of the budget.** All such contracts executed on or after July 1, 2007 must be approved by the school board.

[See: School Code, Section 10-20.21 - Contracts](#)

**If more rows are required, select a cell above where you'd like additional rows. Then click "Add Rows" button to the right and enter number of desired rows. Rows will generate beneath the selected cell.**

Name of Vendor	Product or Service Provided	Net Revenue	Non-Monetary Remuneration	Purpose of Proceeds	Distribution Method and Recipient of Non-Monetary Remunerations Distributed
None over \$1,000					

### Reference Description

---

- 1 Each fund balance should correspond to the fund balance reflected on the books as of June 30th - Balance Sheet Accounts #720 and #730 (audit figures, if available).
- 2 Accounting and Financial Reporting for Certain Grants and Other Financial Assistance. The "On-Behalf" Payments should only be reflected on this page (Budget Summary, Lines 10 and 20).
- 3 Requires the secretary of the school board to notify the county clerk (within 30 days of the transfer approval) to abate an equal amount of taxes to be next extended. See Sec. 10-22.14 & 17-2.11.
- 3<sup>a</sup> Requires notification to the county clerk to abate an equal amount from taxes next extended. See section 10-22.14
- 4 Principal on Bonds Sold:
  - (1) Funding Bonds are to be entered in the fund or funds in which the liability occurs.
  - (2) Refunding Bonds can be entered in the Debt Services Fund only.
  - (3) Building Bonds can be entered in the Capital Projects Fund only.
  - (4) Fire Prevention and Safety Bonds can be entered in the Fire Prevention & Safety Fund only.
- 5
 

The proceeds from the sale of school sites, buildings, or other real estate shall be used first to pay the principal and interest on any outstanding bonds on the property being sold, and after all such bonds have been retired, the remaining proceeds from the sale next shall be used by the school board to meet any urgent district needs as determined under Sections 2-3.12 and 17-2.11 of the School Code. Once these issues have been addressed, any remaining proceeds may be used for any other authorized purpose and for deposit into any district fund.
- 6 The School Code, Section 10-22.44 prohibits the transfer of interest earned on the investment of "any funds for purposes of Illinois Municipal Retirement under the Pension Code." This prohibition does not include funds for Social Security and Medicare-only purposes. For additional requirements on interest earnings, see 23 Illinois Administrative Code, Part 100, Section 100.50.
- 7 Cash plus investments must be greater than or equal to zero.
- 8 For cash basis budgets, this total will equal the Budget Summary - Total Direct Receipts/Revenues (Line 9) plus Total Other Sources of Funds (Line 46).
- 9 For cash basis budgets, this total will equal the Budget Summary - Total Direct Disbursements/Expenditures (Line 19) plus Total Other Uses of Funds (Line 79).
- 10 Working Cash Fund loans may be made to any district fund for which taxes are levied (Section 20-5 of the School Code).
- 11 Include revenue accounts 1110 through 1115, 1117,1118 & 1120.
- 12 The School Code Section 17-2.2c. Tax for leasing educational facilities or computer technology or both, and for temporary relocation expense purposes.
- 13 Corporate personal property replacement tax revenue must be first applied to the Municipal Retirement/Social Security Fund to replace tax revenue lost due to the abolition of the corporate personal property tax (30 ILCS 115/12). This provision does not apply to taxes levied for Medicare-Only purposes.
- 14 Only tuition payments made to private facilities. See Functions 4200 or 4400 for estimated public facility disbursements/expenditures.
- 15 Payment towards the retirement of lease/purchase agreements or bonded/other indebtedness (principal only) otherwise reported within the fund - e.g.: alternate revenue bonds. (Describe & Itemize)
- 16 Only abolishment of Working Cash Fund must transfer its funds directly to the Educational Fund upon adoption of a resolution and at the close of the current school Year (see 105 ILCS 5/20-8 for further explanation)  
Only abatement of working cash fund can transfer its funds to any fund in most need of money (see 105 ILCS 5/20-10 for further explanation)

CHECK FOR ERRORS	
This worksheet checks various cells to assure that selected items are in balance.	
Out-of-balance conditions are marked here with an error message.	
<i>Once all errors are corrected: Windows users, click "Save Budget for ISBE" button to the right. Mac users, click File &gt; Save As. Once saved, submit to ISBE.</i>	
Budget Item References	Message
Are all errors corrected?	Please correct errors below
<b>1. Deficit Reduction Plan (DefReductPlan 23-27 tab)</b>	
Is Deficit Reduction Plan Required? (Joint Agreements do not complete Deficit Reduction Plan.)	Deficit Reduction Plan is not required
If required, is Deficit Reduction Plan completed? (DefReductPlan 23-27 tab)	
<b>2. Cover Page (Cover tab)</b>	
District Name must be input on Cover sheet.	OK
Accounting Basis must be selected on Cover sheet.	OK
Dates (Day, Month, Year) must be input on Cover sheet.	OK
Board Names must be typed on Cover sheet.	ERROR - TYPE BOARD NAMES
<b>3. Budget Summary: Other Sources (BudgetSum 2-4 tab - Acct 7000) must equal Other Uses (BudgetSum 2-4 tab - Acct 8000).</b>	
Estimated Beginning Fund Balance July, 1 2022 for all Funds (Cells C3 - K3) <i>(Line must have a number or zero. Do not leave blank.)</i>	OK
Estimated Activity Fund Beginning Fund Balance July, 1 2022 (Cell C83) <i>(Cell must have a number or zero. Do not leave blank.)</i>	OK
Transfer Among Funds (Funds 10, 20, 40 - Acct 7130 - Cells C29, D29, F29), must equal (Funds 10, 20 & 40 - Acct 8130 - Cells C52, D52, F52).	OK
Transfer of Interest (Funds 10 thru 90 - Acct 7140 - Cells C30:K30), must equal (Funds 10 thru 60, & 80 - Acct 8140 - Cells C53:H53, J53).	OK
Transfer to Debt Service to Pay Principal on GASB 87 Leases (Fund 30 - Acct 7400 - Cell E39) must equal (Funds 10, 20 & 60 - Acct 8400 Cells C57:H60).	OK
Transfer to Debt Service to Pay Interest on GASB 87 Leases (Fund 30 - Acct 7500 - Cell E40) must equal (Funds 10, 20 & 60 - Acct 8500 - Cells C61:H64).	OK
Transfer to Debt Service Fund to Pay Principal on Revenue Bonds (Fund 30 - Acct 7600 - Cell E41) must equal (Funds 10 & 20 - Acct 8600 - Cells C65:D68).	OK
Transfer to Debt Service to Pay Interest on Revenue Bonds (Fund 30 - Acct 7700 - Cell E42) must equal (Funds 10 & 20 - Acct 8700 - Cells C69:D72).	OK
Transfer to Capital Projects Fund (Fund 60 - Acct 7800 - Cell H43) must equal (Fund 10 & 20, Acct 8800 - Cells C73:D76).	OK
<b>4. Summary of Cash Transactions: Beginning Cash Balance on Hand July 1, 2022 (CashSum 5 tab, All Funds) cannot be negative.</b>	
Educational (Fund 10 - Cell C3)	OK
Operations & Maintenance (Fund 20 - Cell D3)	OK
Debt Service (Fund 30 - Cell E3)	OK
Transportation (Fund 40 - Cell F3)	OK
Municipal Retirement/Social Security (Fund 50 - Cell G3)	OK
Capital Projects (Fund 60 - Cell H3)	OK
Working Cash (Fund 70 - Cell I3)	OK
Tort (Fund 80 - Cell J3)	OK
Fire Prevention & Safety (Fund 90 - Cell K3)	OK
Activity Funds (Cell C23)	OK
<b>5. Summary of Cash Transactions: Ending Cash Balance on Hand June 30, 2023 (CashSum 5 tab - All Funds) cannot be negative.</b>	
Educational (Fund 10 - Cell C21)	OK
Operations & Maintenance (Fund 20 - Cell D21)	OK
Debt Service (Fund 30 - Cell E21)	OK
Transportation (Fund 40 - Cell F21)	OK
Municipal Retirement/Social Security (Fund 50 - Cell G21)	OK
Capital Projects (Fund 60 - Cell H21)	OK
Working Cash (Fund 70 - Cell I21)	OK
Tort (Fund 80 - Cell J21)	OK
Fire Prevention & Safety (Fund 90 - Cell K21)	OK
<b>6. Summary of Cash Transactions: Other Receipts (CashSum 5 tab) must equal Other Disbursements (CashSum 5 tab).</b>	
Interfund Loans Payable (Funds 10:60, 80, 90 - Acct 411 - Cells C6:H6, J6:K6) must equal Interfund Loans Receivable (Funds 10:20, 40, 70 - Acct 141 - Cells C15:D15, F15, I15).	OK
Interfund Loans Receivable (Funds 10, 20, 40, 70 - Acct 141 - Cells C7:D7, F7, I7) must equal Interfund Loans Payable (Funds 10:60, 80, 90 - Acct 411 - Cells C16:H16, J16, K16).	OK
<b>7. Estimated Revenue (EstRev 6-11 tab)</b>	
Amounts must be input for revenue.	OK
<b>8. Estimated Expenditures (EstExp 12-20 tab)</b>	
Amounts must be input for expenditures.	OK
<b>9. Itemization Notes: Revenues/Expenditures reported that require note on Itemize 21 tab.</b>	
Include brief note(s) describing revenue source/expenditure use.	OK

End of Balancing